



正崴精密工業股份有限公司

Cheng Uei Precision Industry Co., Ltd.

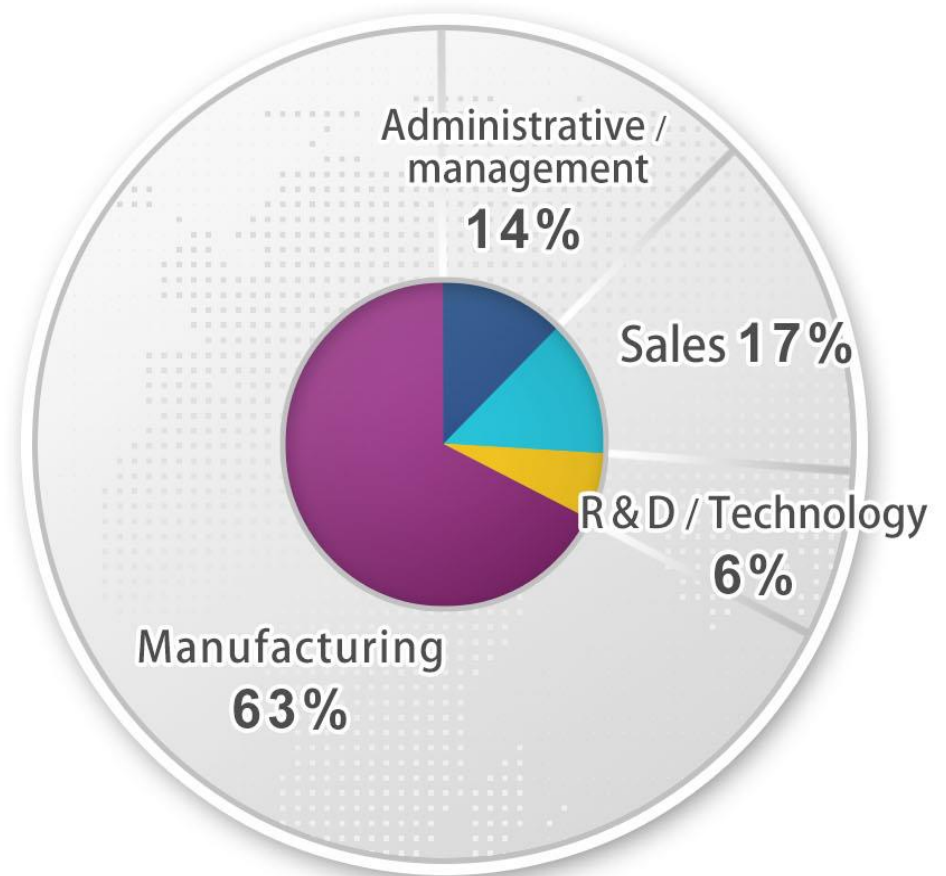
法人說明會

Investor Conference

2023年 06月 21日

Fast Facts

- Established in 1986
- Public company listed on TSEC since 1999
- Headquarters in Tucheng District, New Taipei City, Taiwan
- 33,121 employees worldwide (updated: 2023.06.06)





Worldwide Locations

TAIWAN



Headquarters



DU Plant



Dingpu RD Center



SHINFOX GAS (Yilan)



Minquan Plant



Foxwell Power (Tu Cheng)



Taichung Office



SHIH FONG (Hualien)



Hsinchu RD Center



Taichung Science Park Branch

CHINA



Fugiang Plant (Dongkeng)



Fudong Plant (Dongkeng)



Kunshan Plant



Xuzhou-Foxlink



Xuzhou-CEBU Plant



Xuzhou-Connector Plant



Xuzhou-Mold Plant



GLORY Yancheng



GLORY Yancheng

MYANMAR



Myanmar Plant (Yangon)

VIETNAM



Vietnam (Ho Chi Minh City)

INDIA



Tirupati



Chennai



Noida

U.S.A



LA



San Jose



Seattle



Arizona

Foxlink confidential & Proprietary



Introduction of Foxlink Business Groups

President James Lee



CSBG

President Eric Huang



CBG

Executive Assistant to Chairman Freddy Kuo



ABG

President Julius Chu



OIBG



Pencil



Headset



iPhone connector



iPhone cable



Card reader



Controller



Headset



Power



Wearable device




Airpods connector



FPC



Battery Pack



SSD PCBA



Camera Module



Mouse

Foxlink confidential & Proprietary

Components

Connector/ FPC/rigid-flex board/ FPCBA/ Antenna module/ Bluetooth module/ Wifi module / SSD PCBA / Compact camera module/ 3D camera module/ 360 degree camera module/ Thermal camera module/ Electronics control unit / High-speed cable / E-scooter battery pack / Power adapter / Card reader



iPhone connector




iPhone connector



Airpods connector



FPC



SSD PCBA



iPhone cable



Card reader



Battery Pack



Camera Module



Power

Systems

Smart pencil / ANC over-ear headphones / Smart watch / Gaming controller / Wireless mouse



Pencil



Headset



Headset



Wearable device



Controller



Mouse

Retail Channels



STUDIO A



STUDIO A Stores

- | | | |
|----------------|---------------|-------------|
| TAIWAN | JINGCHENG | SOUTH KOREA |
| KHH TALEE | Shihlin | COEX |
| Breeze | YONGHE | DAEGU |
| KHH 262 | HUALIEN | JUNGDOMG |
| Miramar | LUODONG | MOKDOMG |
| BANCIAO ESLITE | | ULSAN |
| Dream Mall | CHINA | D-CUBE CITY |
| TXG RAINBOW3C | INTIME PLAZA | CHUNGCHEONG |
| HSZ FE21 | COSMO CITY | APGUJEONG |
| Metrowalk | JINYING | TRADECENTER |
| Splendor | INJOY | ILSAN |
| TaiMall | Jinghuacheng | SHINCHON |
| Tonlin | KUNSHAN | CHEONHO |
| Takashimaya | APR | GEOJE |
| PACIFIC | ASP | SONGDO |
| Shang Shun | | DAEJEON |
| FE21 Zhubei | HONGKONG | Namyangju |
| Banqiao | Shatin | Yeouido |
| Honhui Plaza | METROPLAZA | PANGYO |
| Lihpao | Olympian city | MARIO |
| Showtime Live | Mikiki | |
| XIMEN | Tuen Mun | |
| Tayi Road | Tusen Wan | |
| GUANGFU | Moko | |
| SanDuo | Yuen Long | |
| Apollo | | |
| ZHONGZHENG | Macao | |
| ZHONG KE | Venetian | |

► Stores

	Taiwan	Korea	China	HK
APR	21 stores	5 stores	7 stores	8 stores
AAR	11 stores	14 stores		1 store
ASP	9 stores		1 store	
Straight A	17 stores			



Foxlink confidential & Proprietary



Connector Product

- Automotive/high-frequency connector
- Precision manufacturing



New Communication

- 5G system integration technology
- Automotive Radar technology



Acoustic Product

- ANC e-sport headset product
- 3D acoustic measuring technology



Green Manufacturing Implementation



Gaming and Optics Product

- AR/VR for gaming consoles
- 3D human body AI recognition technology



Power Product

- Third-generation semiconductor high power product
- Thermal simulation and structure analysis technology
- Power laboratory establishment



Cable Product

- Type C/AEC CABLE

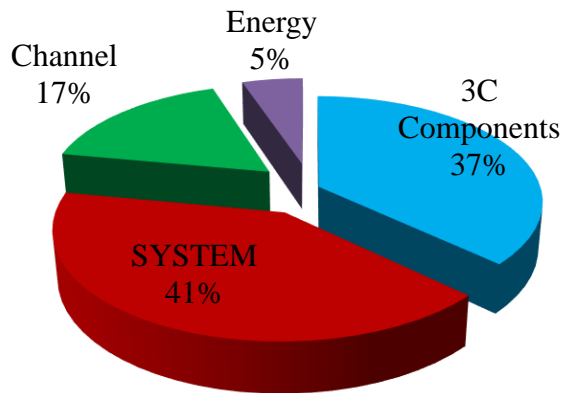


財務狀況報告 Financial status

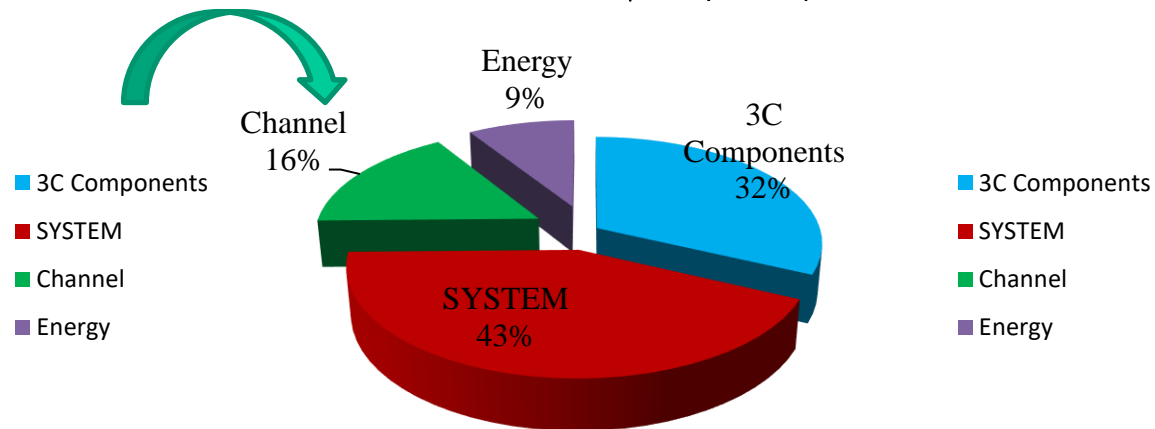
2023年1-5月主要產品別營收 Segment information

ITEM	3C Components		System		Channel		Energy		Total	
	NT\$'000	%	NT\$'000	%	NT\$'000	%	NT\$'000	%	NT\$'000	%
Jan.~ May 2023	9,668,927	32%	12,945,945	43%	4,938,765	16%	2,715,581	9%	30,269,218	100%
Jan.~ May 2022	11,867,610	37%	13,214,368	41%	5,438,266	17%	1,659,281	5%	32,179,525	100%
YoY %	-19%		-2%		-9%		64%		-6%	

2022年1月~5月



2023年1月~5月





財務狀況報告 Financial status

合併損益表 CONSOLIDATED STATEMENTS OF COMPREHENSIVE INCOME

Items	Jan.~Mar. 2023		Jan.~Mar. 2022		YoY
	NT\$'000	%	NT\$'000	%	%
營業收入 Operating revenue	18,631,593	100.0%	17,760,230	100.0%	4.9%
營業成本 Operating cost	(16,476,096)	88.4%	(15,953,514)	89.8%	3.3%
營業毛利 Gross Profit	2,155,497	11.6%	1,806,716	10.2%	19.3%
營業費用 Operating expenses	(1,972,255)	10.6%	(1,849,455)	10.4%	
營業利益 Operating income	183,242	1.0%	(42,739)	-0.2%	528.7%
營業外收入及支出合計 Non-Operating income and expenses	(708,306)	-3.8%	245,247	1.4%	-388.8%
所得稅費用 Income tax expenses	(72,962)	0.4%	(53,150)	0.3%	
歸屬母公司淨利 Net income	(633,571)	-3.4%	15,341	0.1%	-4229.9%
每股盈餘(元) EPS (in dollars)	(1.32)		0.03		

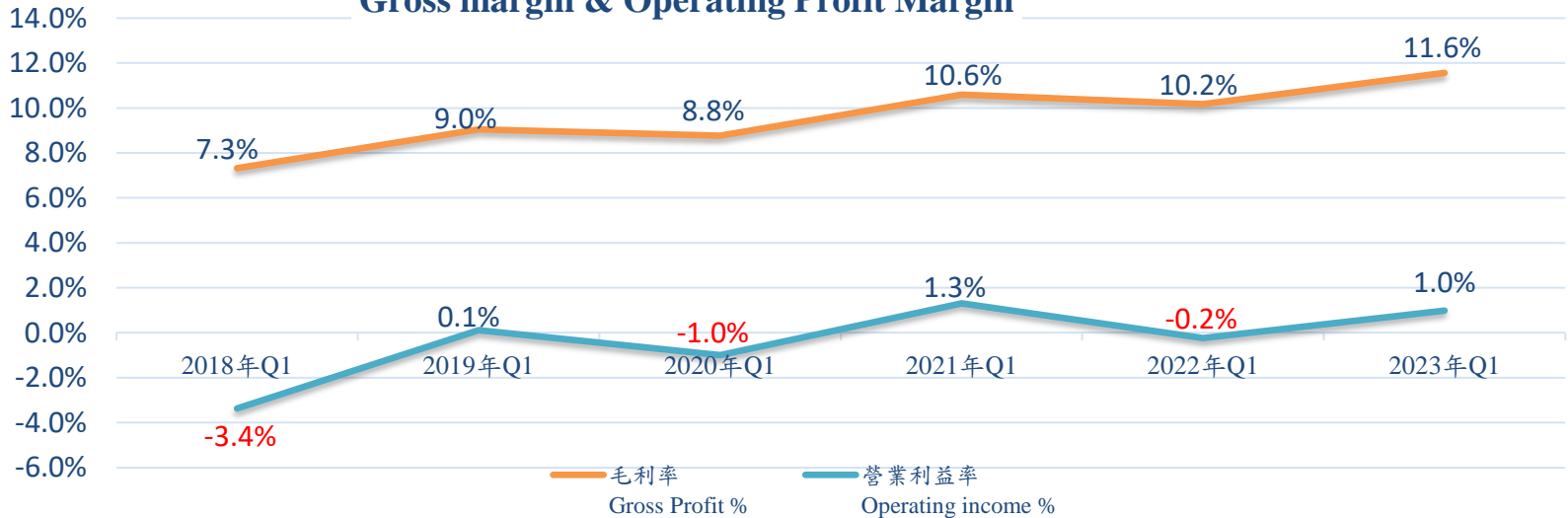


財務狀況報告 Financial status

EPS (in dollars)



營業毛利率及營業利益率趨勢 Gross margin & Operating Profit Margin





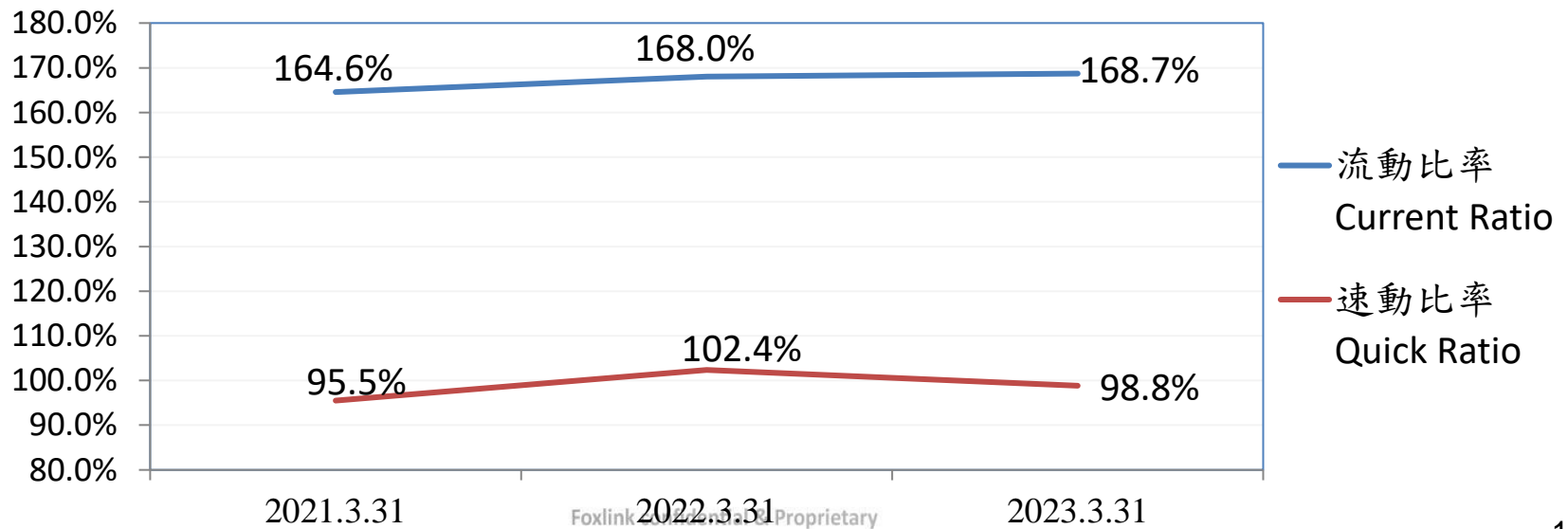
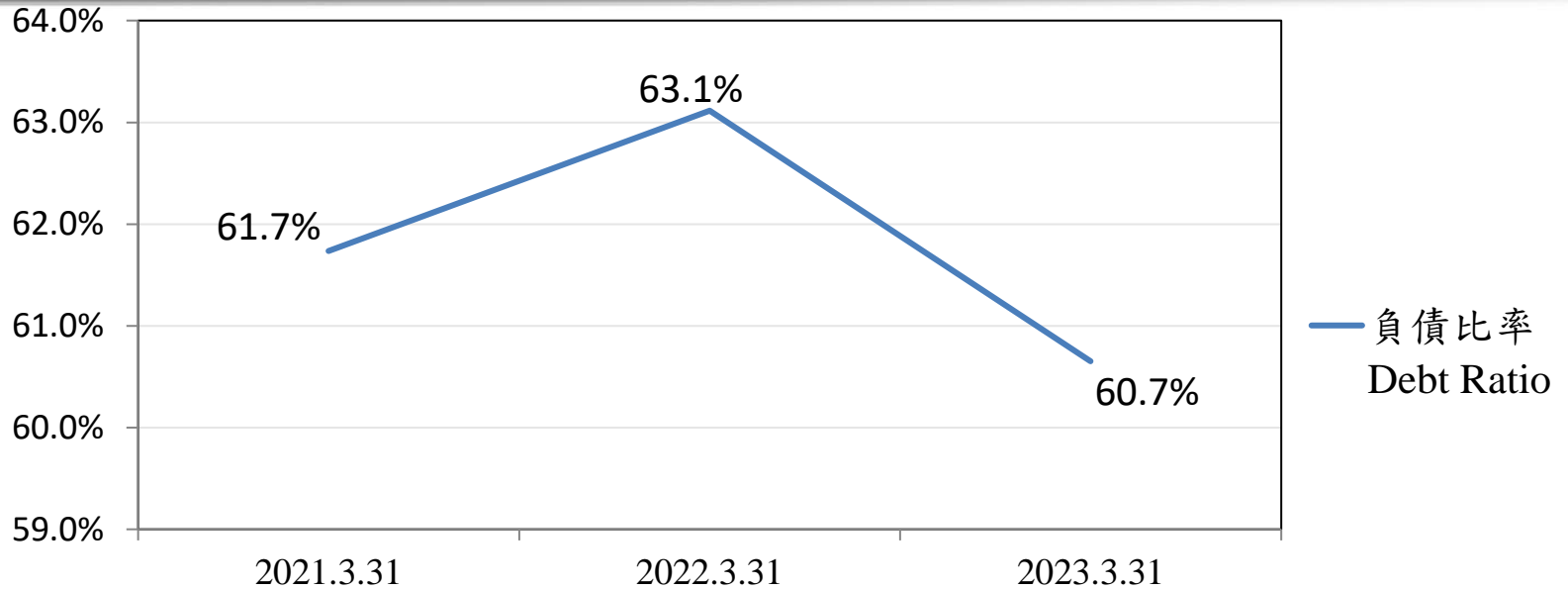
財務狀況報告 Financial status

合併資產負債表 CONSOLIDATED BALANCE SHEETS

Items	March 31, 2023		March 31, 2022		March 31, 2021	
	NT\$'000	%	NT\$'000	%	NT\$'000	%
現金及約當現金 Cash and cash equivalents	11,189,261	13%	11,246,441	11%	9,201,055	11%
應收帳款 Accounts receivable	11,927,171	14%	19,074,912	19%	12,838,749	15%
存貨 Inventories	15,320,958	17%	17,811,199	18%	16,876,440	20%
預付款項 Prepayments	6,179,830	7%	6,067,597	6%	4,473,753	5%
流動資產合計 Total Current assets	51,876,963	59%	61,093,418	62%	50,864,212	60%
非流動資產合計 Total non-current assets	35,841,275	41%	37,204,593	38%	34,010,085	40%
資產總計 TOTAL ASSETS	87,718,238	100%	98,298,011	100%	84,874,297	100%
短期借款 Short-term borrowings	8,784,124	10%	9,550,241	10%	10,197,706	12%
應付帳款 Accounts payable	16,438,443	19%	21,942,630	22%	17,722,977	21%
流動負債合計 Total current liabilities	30,742,785	35%	36,357,990	37%	30,910,313	36%
應付公司債 Corporate bonds payable	6,583,280	8%	6,582,374	7%	6,579,516	8%
長期借款 Long-term borrowings	13,488,295	15%	15,406,923	16%	11,457,239	13%
非流動負債合計 Total non-current liabilities	22,459,126	26%	25,681,934	26%	21,488,210	25%
負債總計 TOTAL LIABILITIES	53,201,911	61%	62,039,924	63%	52,398,523	62%
權益合計 TOTAL EQUITY	34,516,327	39%	36,258,087	37%	32,475,774	38%
負債及權益總計 LIABILITIES AND EQUITY	87,718,238	100%	98,298,011	100%	84,874,297	100%



財務狀況報告 Financial status





3C Components

- Connector and cable for various types of headset, mobile phone, NB and tablet computer.
- From low to medium and high watt power adapter for mobile phone, NB, tablet computer and smart speakers and power supply unit.
- Connector and cable for low earth orbit satellite.
- Connector, flexible printed circuit, battery pack and modules for electric vehicles.

System Products

- Controller and headset of e-sports and gaming consoles and metaverse related products.
- Smart pencils, over-ear headphones and wearable devices.
- Electric two-wheel bike assembly, charging station & ESS.

Energy

- Foxwell Energy recognizes project revenue according to project progress on Taipower off-shore wind power phase II project.
- Foxwell Power is engaged in green power trading and energy storage products installment service.

簡報結束
Thank you