



正崴精密工業股份有限公司

Cheng Uei Precision Industry Co., Ltd.

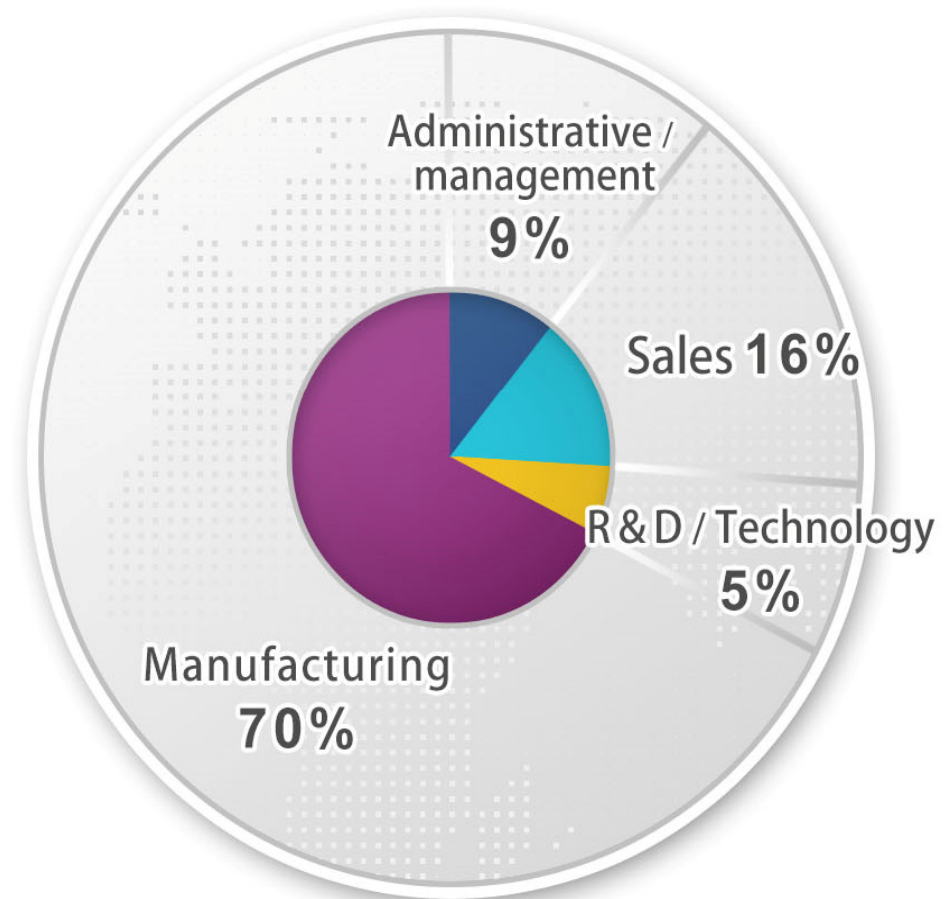
法人說明會

Investor Conference

2023/03/23

Fast Facts

- Established in 1986
- Public company listed on TSEC since 1999
- Headquarters in Tucheng District,
New Taipei City, Taiwan
- 31,185 employees worldwide (updated: 2023.03.01)





Worldwide Service



Foxlink confidential & Proprietary



Main Products

Components

Connector/ FPC/rigid-flex board/ FPCBA/ Antenna module/ Bluetooth module/ Wifi module / SSD PCBA / Compact camera module/ 3D camera module/ 360 degree camera module/ Thermal camera module/ Electronics control unit / High-speed cable / E-scooter battery pack / Power adapter / Card reader



iPhone connector




iPhone connector



Airpods connector



FPC



SSD PCBA



iPhone cable



Card reader



Battery Pack



Camera Module



Power

Systems

Smart watch/ Smart band/ Air quality monitor/ Bike power assist control unit/ EV contactless radar respiratory monitor



Pencil



Headset



Headset



Wearable device



Controller



Mouse

Retail Channels







STUDIO A



STUDIO A Stores

TAIWAN	JINGCHENG	SOUTH KOREA
KHH TALEE	Shihlin	COEX
Breeze	YONGHE	DAEGU
KHH 262	HUALIEN	JUNG Dong
Miramar	LUODONG	MOKDONG
BANCIAO ESLITE		ULSAN
Dream Mall	CHINA	D-CUBE CITY
TXG RAINBOW3C	INTIME PLAZA	CHUNGCHEONG
HSZ FE21	COSMO CITY	APGUJEONG
Metrowalk	JINYING	TRADECENTER
Splendor	INJOY	ILSAN
TaiMall	Jinghuacheng	SHINCHON
Tonlin	KUNSHAN	CHEONHO
Takashimaya	APR	GEOJE
PACIFIC	ASP	SONGDO
Shang Shun		DAEJEON
FE21 Zhubei	HONGKONG	Namyangju
Banqiao	Shatin	Yeouido
Honhui Plaza	Metroplaza	PANGYO
Lihpao	Olympian city	GASAN
Showtime Live	Mikiki	MARIO
XIMEN	Tuen Mun	GWANGMYEONG
Tayi Road	Tusen Wan	
GUANGFU	Moko	
SanDuo	Yuen Long	
Apollo		
ZHONGZHENG	Macao	
ZHONG KE	Venetian	

► Stores

	Taiwan	Korea	China	HK
 APR	21 stores	6 stores	7 stores	8 stores
 AAR	11 stores	15 stores		1 store
 ASP	9 stores		1 store	
 Straight A	16 stores			



Foxlink confidential & Proprietary

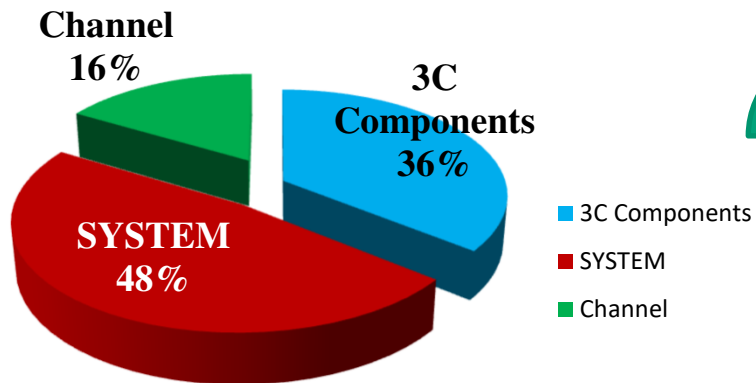


財務狀況報告 Financial status

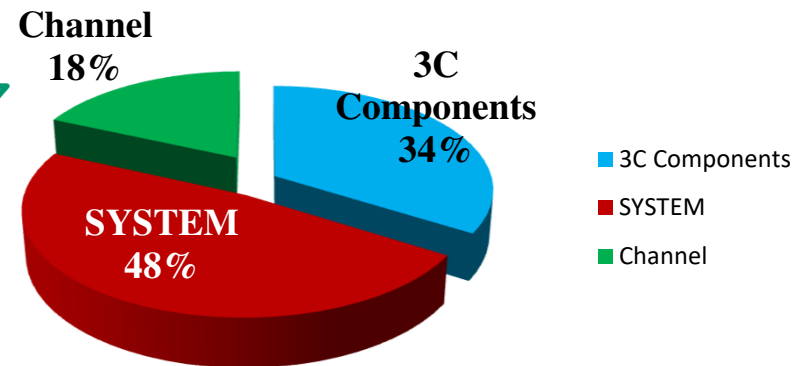
2022年主要產品別營收 Segment information

ITEM	3C Components		System		Channel		Total	
	NT\$'000	%	NT\$'000	%	NT\$'000	%	NT\$'000	%
Jan.~Dec. 2022	31,850,107	34%	45,063,549	48%	17,188,938	18%	94,102,594	100%
Jan.~Dec. 2021	30,969,951	36%	41,551,903	48%	14,278,881	16%	86,800,735	100%
YoY %	3%		8%		20%		8%	

2021年1月~12月



2022年1月~12月



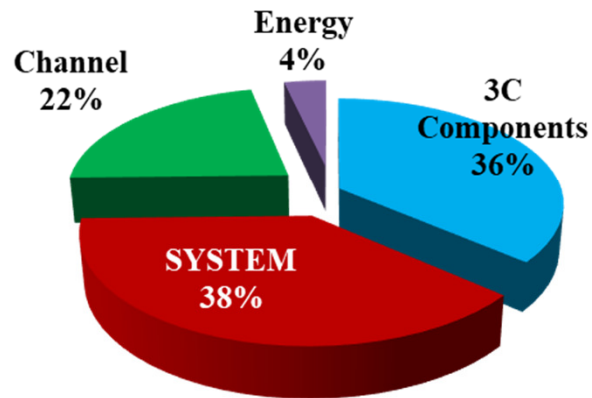


財務狀況報告 Financial status

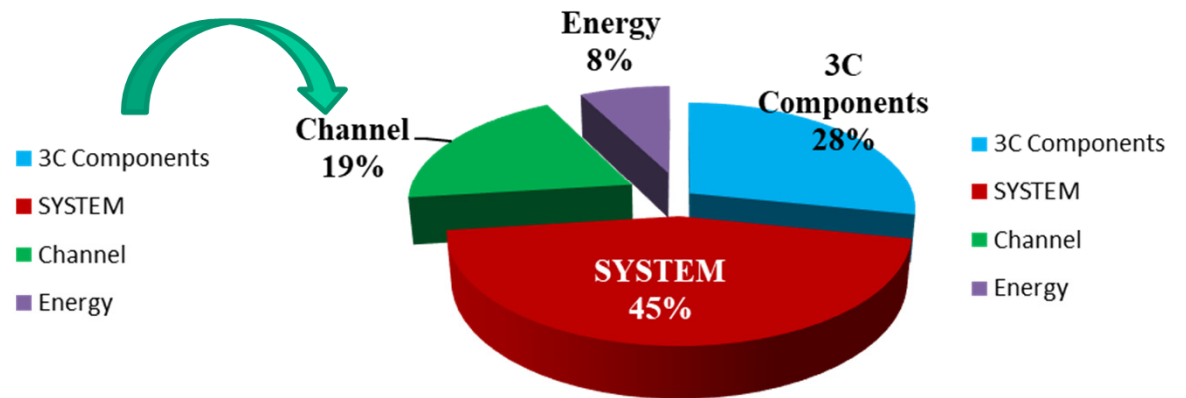
2023年1-2月主要產品別營收 Segment information

ITEM	3C Components		System		Channel		Energy		Total	
	NT\$'000	%	NT\$'000	%	NT\$'000	%	NT\$'000	%	NT\$'000	%
Jan.~Feb. 2023	3,721,632	28%	5,933,010	45%	2,563,810	19%	1,002,006	8%	13,220,458	100%
Jan.~Feb. 2022	4,445,516	36%	4,725,170	38%	2,678,461	22%	435,395	4%	12,284,542	100%
YoY %	-16%		26%		-4%		130%		8%	

2022年1月~2月



2023年1月~2月





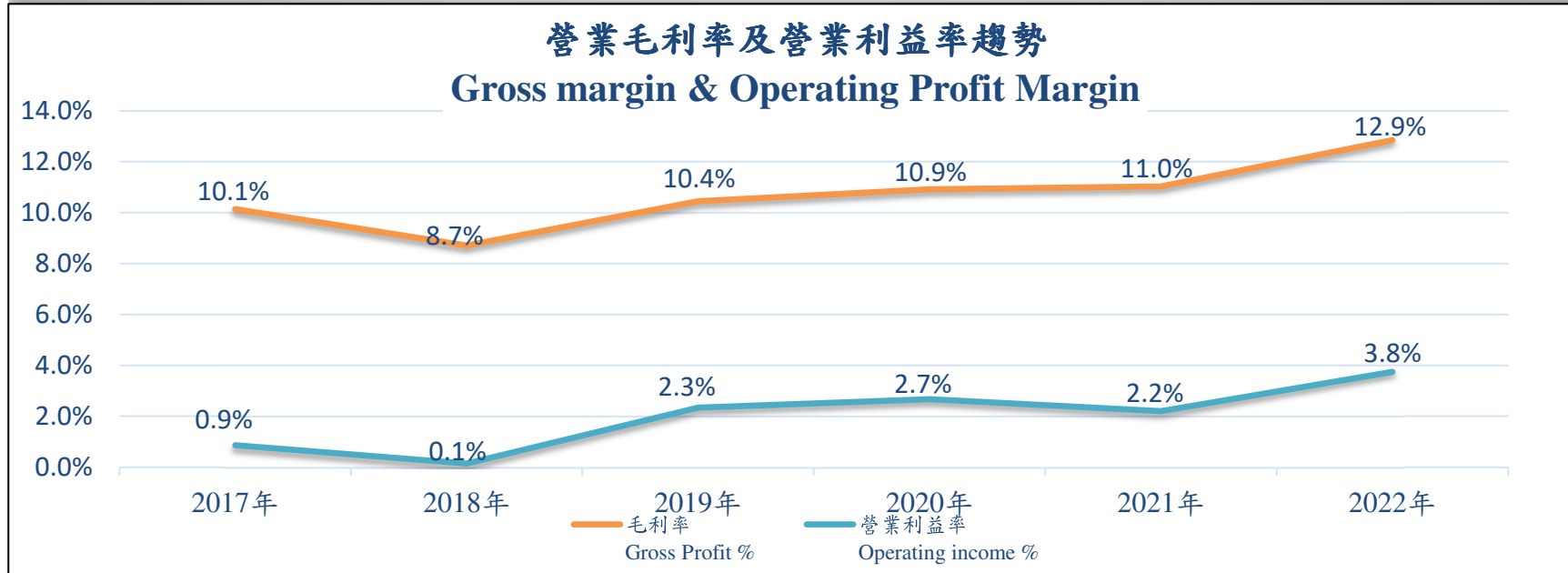
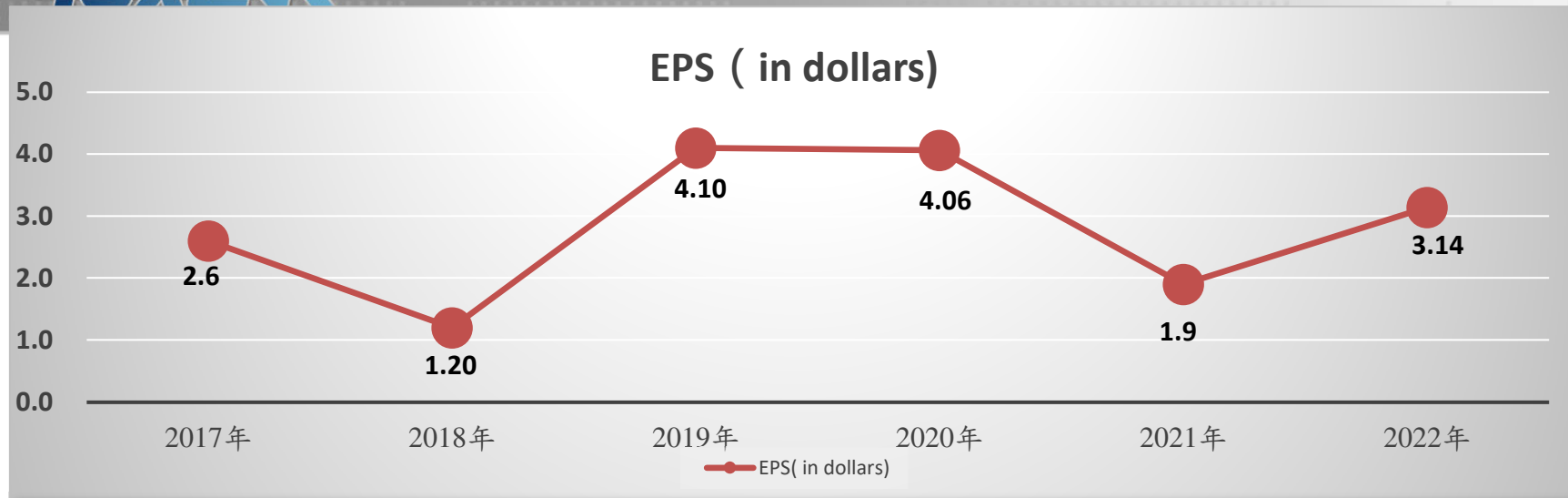
財務狀況報告 Financial status

合併損益表 CONSOLIDATED STATEMENTS OF COMPREHENSIVE INCOME

Items	Jan.~Dec. 2022		Jan.~Dec. 2021		YoY
	NT\$'000	%	NT\$'000	%	%
營業收入 Operating revenue	94,102,594	100.0%	86,800,735	100.0%	8.4%
營業成本 Operating cost	(82,008,395)	87.1%	(77,225,461)	89.0%	
營業毛利 Gross Profit	12,094,199	12.9%	9,575,274	11.0%	26.3%
營業費用 Operating expenses	(8,562,506)	9.1%	(7,664,433)	8.8%	
營業利益 Operating income	3,531,693	3.8%	1,910,841	2.2%	84.8%
營業外收入及支出合計 Non-Operating income and expenses	(119,900)	-0.1%	242,626	0.3%	-149.4%
所得稅費用 Income tax expenses	(1,317,094)	1.4%	(814,963)	0.9%	
歸屬母公司淨利 Net income	1,522,518	1.6%	921,042	1.1%	65.3%
每股盈餘(元) EPS (in dollars)	3.14		1.90		



財務狀況報告 Financial status



Foxlink confidential & Proprietary



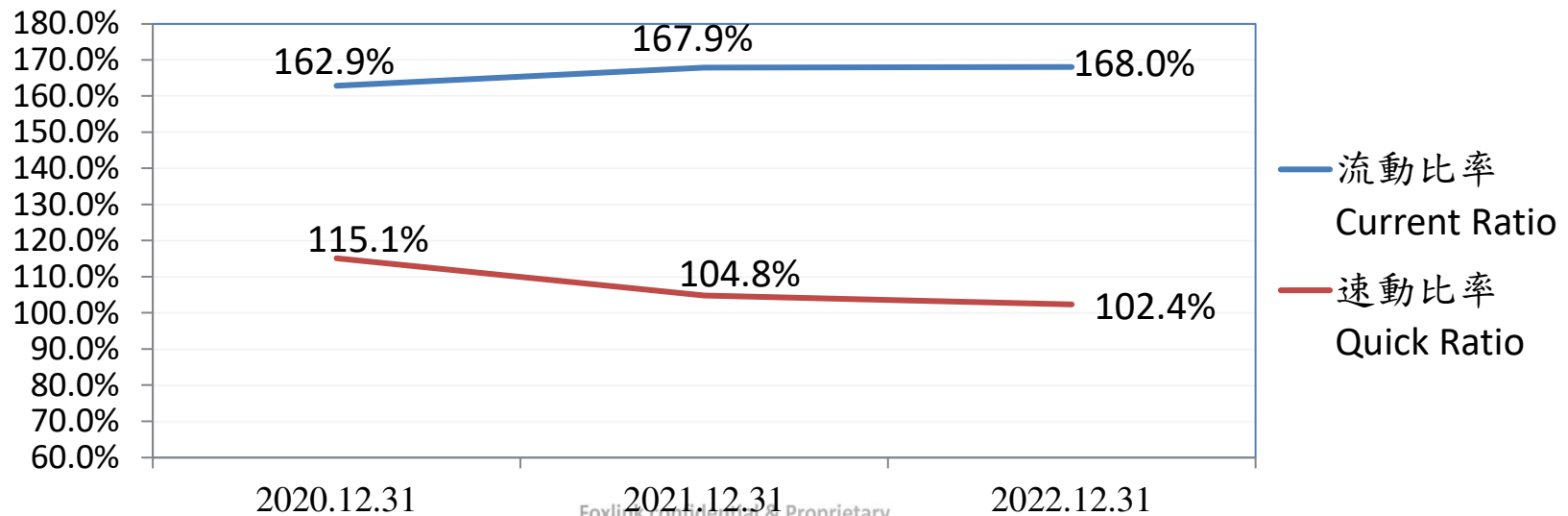
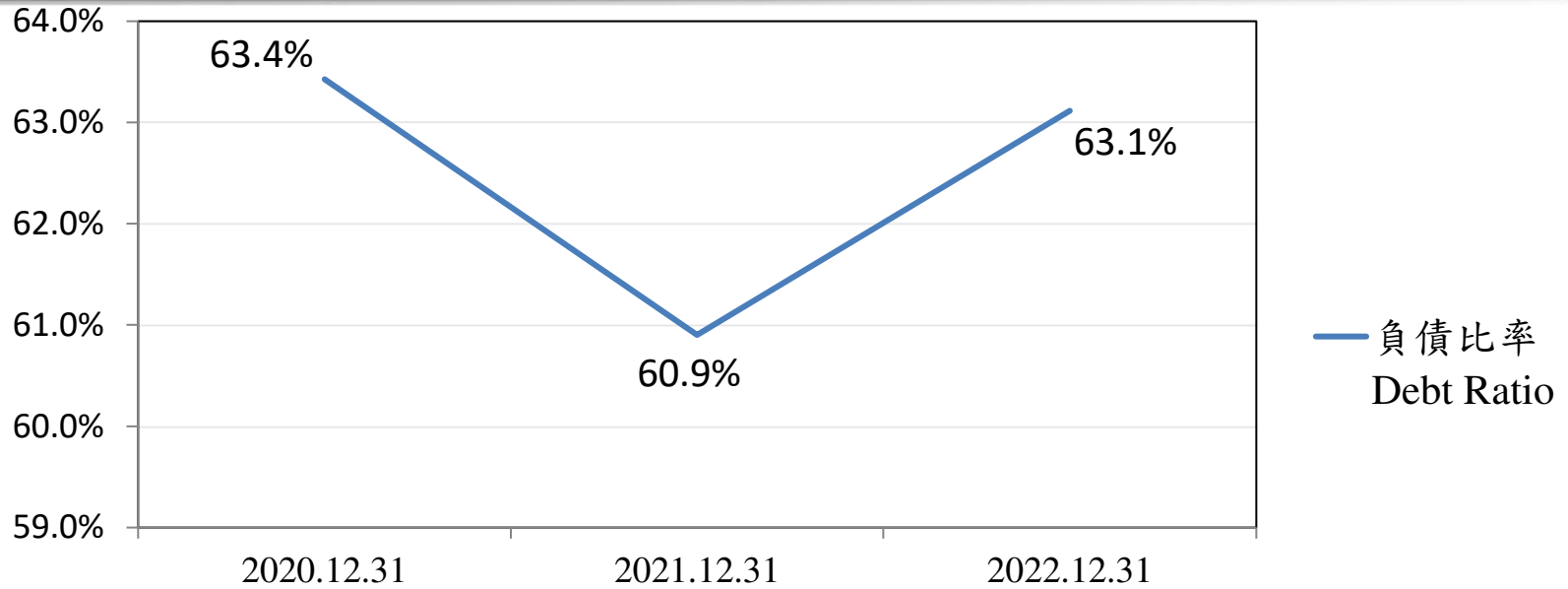
財務狀況報告 Financial status

合併資產負債表 CONSOLIDATED BALANCE SHEETS

Items	December 31, 2022		December 31, 2021		December 31, 2020	
	NT\$'000	%	NT\$'000	%	NT\$'000	%
現金及約當現金 Cash and cash equivalents	11,246,441	11%	8,707,603	10%	10,993,540	13%
應收帳款 Accounts receivable	19,074,912	19%	17,103,435	21%	17,208,526	21%
存貨 Inventories	17,811,199	18%	15,479,260	19%	13,276,324	16%
預付款項 Prepayments	6,067,597	6%	3,412,965	4%	1,167,099	1%
流動資產合計 Total Current assets	61,093,418	62%	50,288,129	60%	49,290,306	60%
非流動資產合計 Total non-current assets	37,204,593	38%	32,838,142	40%	32,971,796	40%
資產總計 TOTAL ASSETS	98,298,011	100%	83,126,271	100%	82,262,102	100%
短期借款 Short-term borrowings	9,550,241	10%	4,224,848	5%	4,341,582	5%
應付帳款 Accounts payable	21,942,630	22%	21,684,817	26%	22,460,616	27%
流動負債合計 Total current liabilities	36,357,990	37%	29,954,063	36%	30,262,765	37%
應付公司債 Corporate bonds payable	6,582,374	7%	6,578,570	8%	6,574,982	8%
長期借款 Long-term borrowings	15,406,923	16%	11,176,423	13%	12,323,297	15%
非流動負債合計 Total non-current liabilities	25,681,934	26%	20,671,320	25%	21,915,449	27%
負債總計 TOTAL LIABILITIES	62,039,924	63%	50,625,383	61%	52,178,214	63%
權益合計 TOTAL EQUITY	36,258,087	37%	32,500,888	39%	30,083,888	37%
負債及權益總計 LIABILITIES AND EQUITY	98,298,011	100%	83,126,271	100%	82,262,102	100%



財務狀況報告 Financial status





產品成長動能Future Outlook

3C Components

- Connectors and cable for various types of headsets, mobile phones and low orbit satellite.
- Power adapter for mobile phone, NB, tablet computer and smart speakers.
- Connector, flexible printed circuit, battery pack and modules for electric vehicles.

System Products

- Controller and headset of e-sports and gaming consoles and metaverse related products.
- Smart pencils, over-ear headphones and wearable devices
- Electric two-wheel vehicles assembly and ESS & charging station.

Channel

- Continue doing the project of “every student has tablet” and promote educational APP.
- Self-built website makes marketing activities more flexible, coupled with two-hour express delivery, improves service and sales.
- Open two stores to increase market share.



簡報結束
Thank you