



正歲精密工業股份有限公司

*Cheng Uei Precision Industry Co., Ltd.*

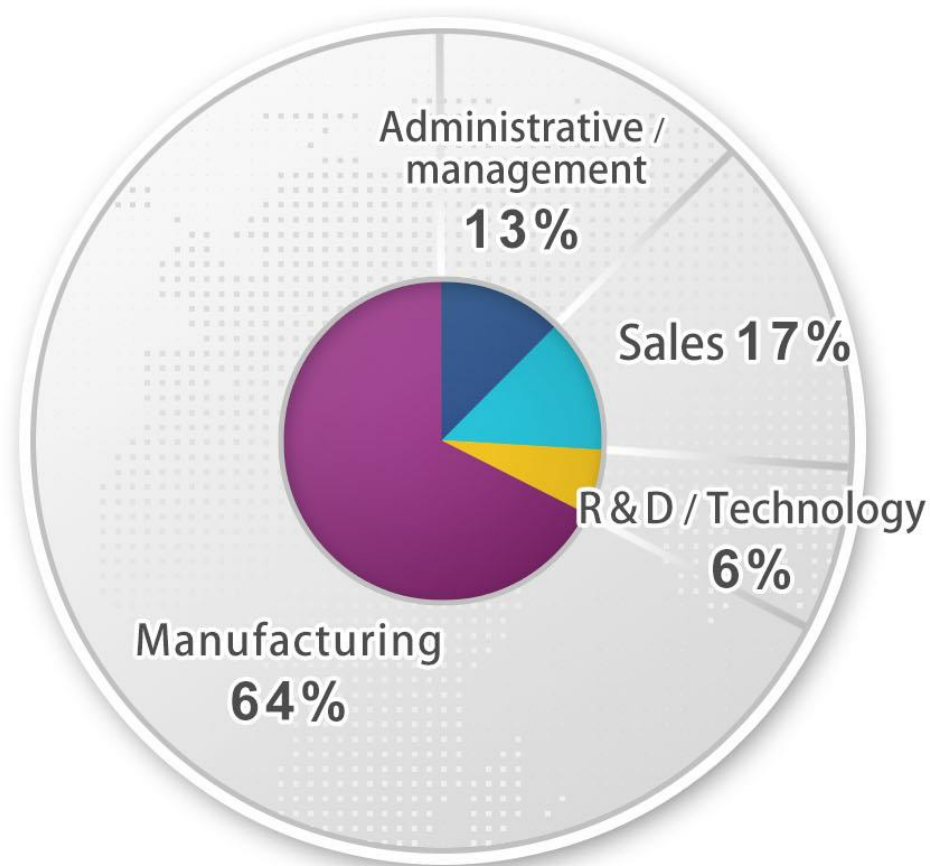
法人說明會

*Investor Conference*

2022年11月24日

## Fast Facts

- Established in 1986
- Public company listed on TSEC since 1999
- Headquarters in Taipei, Taiwan
- 37,159 employees worldwide (updated: 2022.11.04)



Foxlink confidential & Proprietary



Foxlink confidential & Proprietary



Linking your future

# Main Products

## Components

Connector/ FPC/rigid-flex board/ FPCBA/Antenna module/ Bluetooth module/ Wifi module  
Compact camera module/ 3D camera module/ 360 degree camera module  
Thermal camera module/ Electronics control unit/ EV battery pack



## Accessories

High-speed cable/ Bluetooth headset/ Over-ear headset/ Wireless speaker/ Bluetooth USB adapter  
Bluetooth music receiver/ SD card reader/ Bluetooth mouse/ Gaming controller/ Stylus pen  
Sport sensor/ Power adapter/ CLA/ Wireless charging pad/ Portable power bank



## Systems

Smart watch/ Smart band/ Air quality monitor/ Bike power assist control unit/ EV  
contactless radar respiratory monitor



# STUDIO A

Foxlink confidential & Proprietary

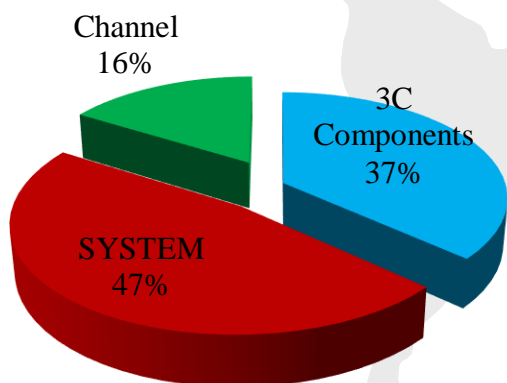
# 財務狀況報告 Financial status



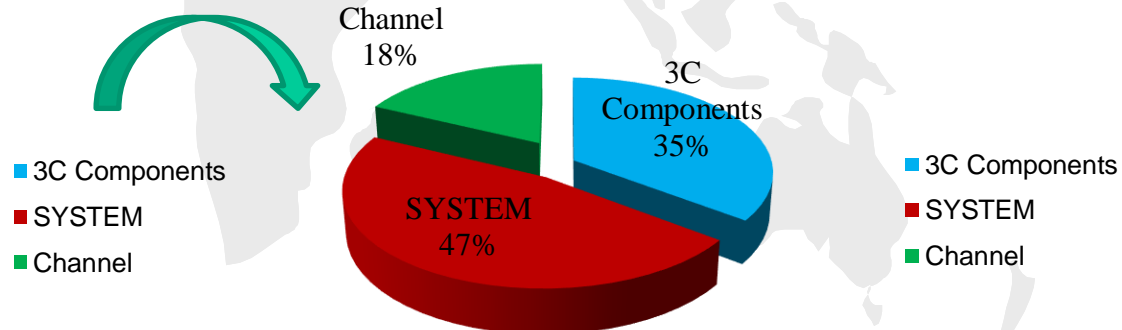
## 主要產品別營收 Segment information

ITEM	3C Components		System		Channel		Total	
	NT\$'000	%	NT\$'000	%	NT\$'000	%	NT\$'000	%
Jan.~Oct. 2022	26,866,591	35%	35,794,784	47%	13,629,394	18%	76,290,769	100%
Jan.~Oct. 2021	24,621,668	37%	31,814,364	47%	10,892,412	16%	67,328,444	100%
YoY %	9%		13%		25%		13%	

2021年1月~10月



2022年1月~10月



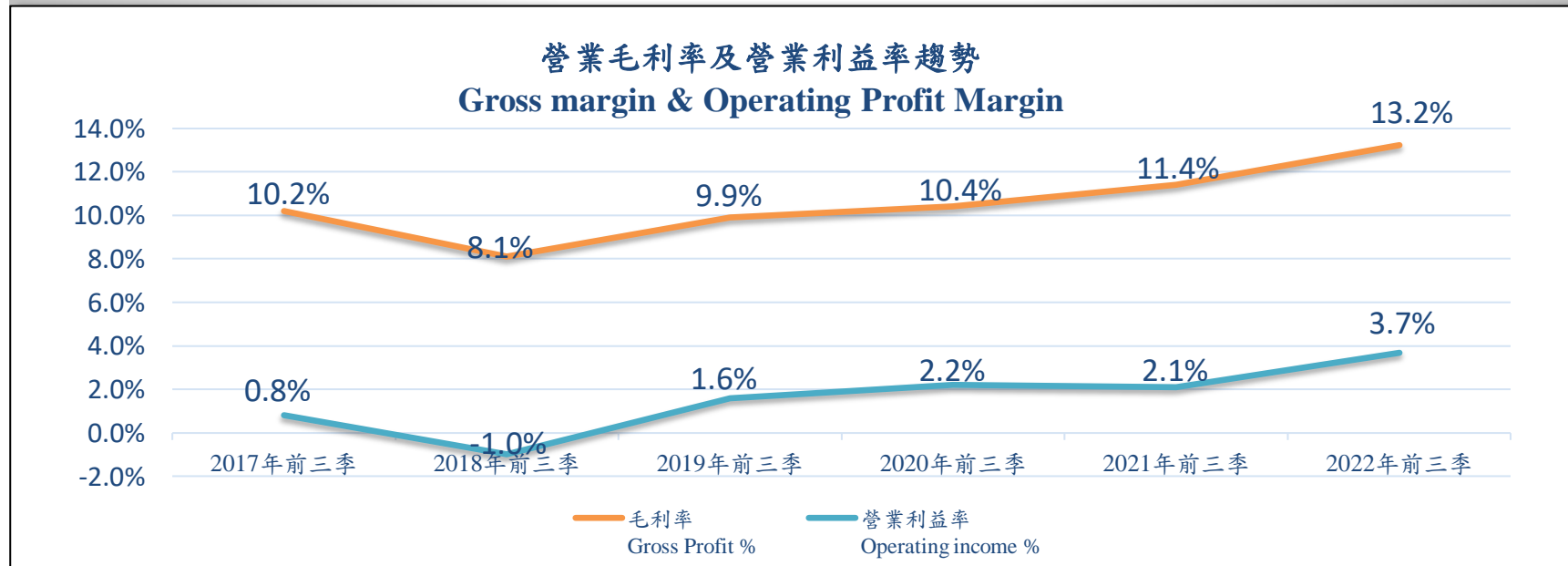
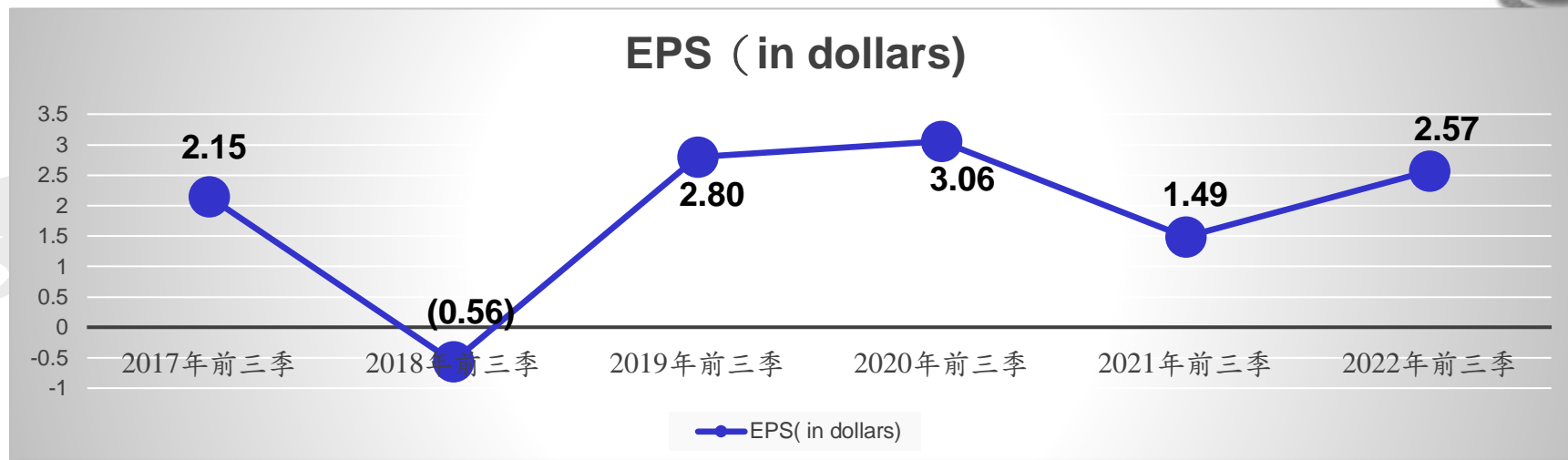
# 財務狀況報告 Financial status



## 合併損益表 CONSOLIDATED STATEMENTS OF COMPREHENSIVE INCOME

Items	Jan.~Sep. 2022		Jan.~Sep. 2021		YoY
	NT\$'000	%	NT\$'000	%	%
營業收入 Operating revenue	66,200,653	100.0%	58,484,913	100.0%	13.2%
營業成本 Operating cost	(57,443,686)	86.8%	(51,790,150)	88.6%	
營業毛利 Gross Profit	8,756,967	13.2%	6,694,763	11.4%	30.8%
營業費用 Operating expenses	(6,328,857)	9.6%	(5,452,603)	9.3%	
營業利益 Operating income	2,428,110	3.7%	1,242,160	2.1%	95.5%
營業外收入及支出合計 Non-Operating income and expenses	88,923	0.1%	274,719	0.5%	-67.6%
所得稅費用 Income tax expenses	(855,340)	1.3%	(526,989)	0.9%	
歸屬母公司淨利 Net income	1,245,864	1.9%	721,556	1.2%	72.7%
每股盈餘(元) EPS (in dollars)	2.57		1.49		

# 財務狀況報告 Financial status



# 財務狀況報告 Financial status

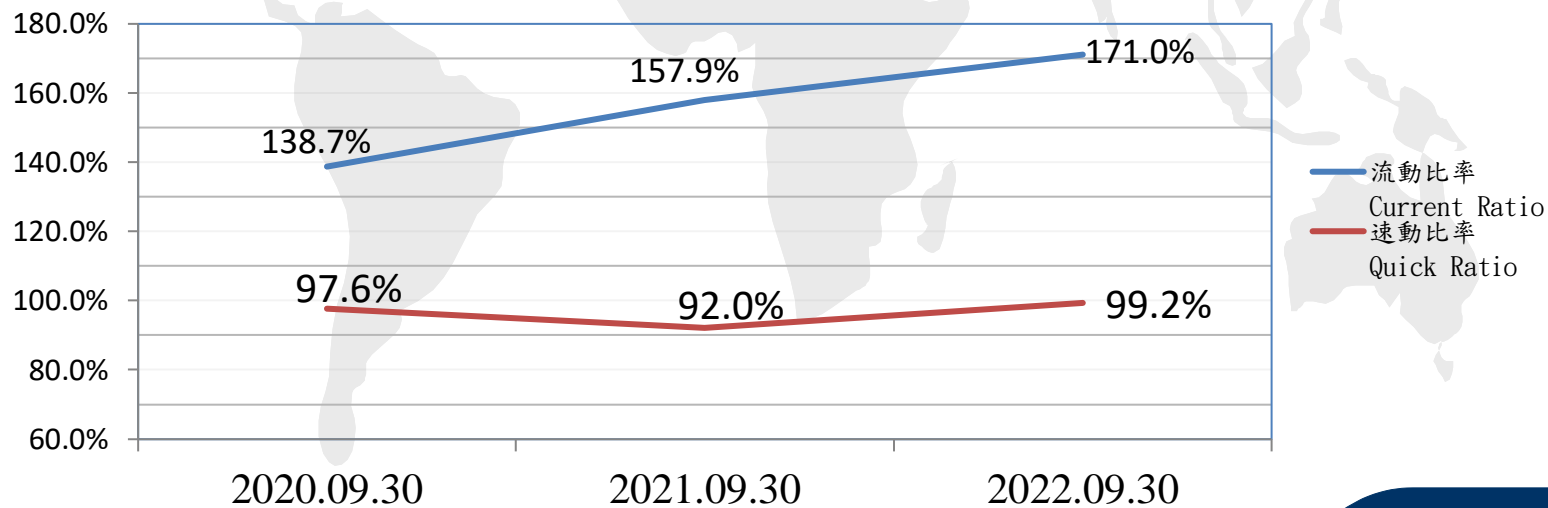
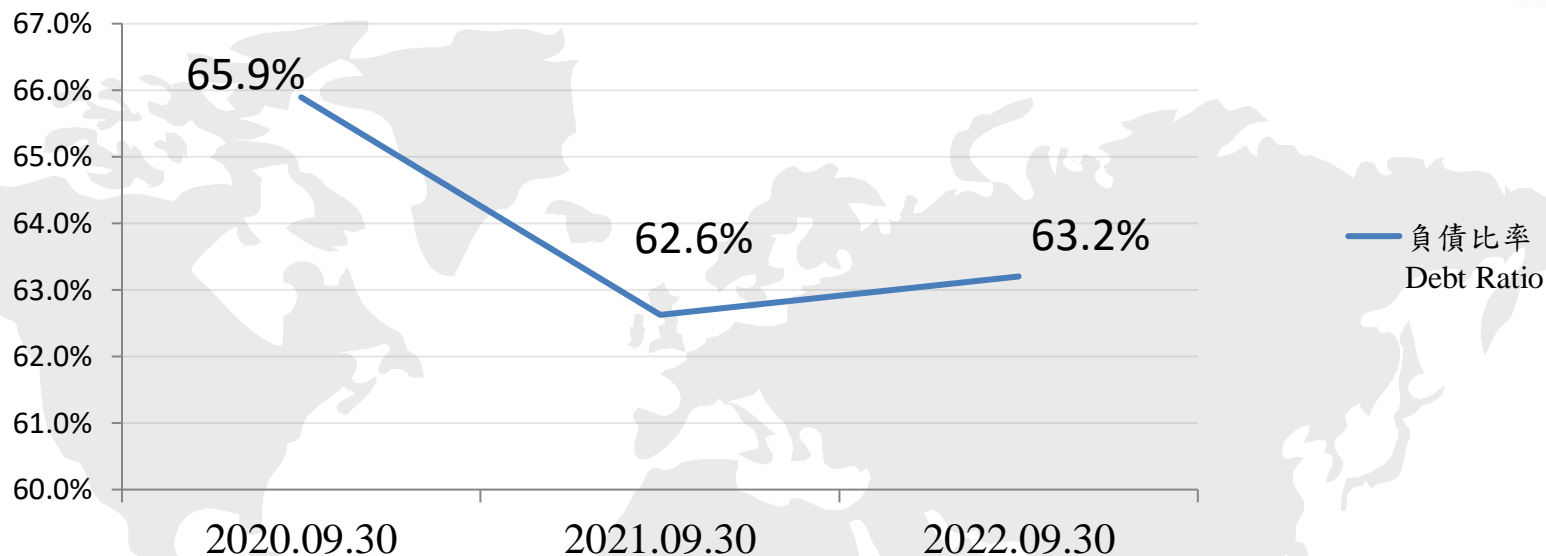


## 合併資產負債表 CONSOLIDATED BALANCE SHEETS

Items	September 30, 2022		September 30, 2021		September 30, 2020	
	NT\$'000	%	NT\$'000	%	NT\$'000	%
現金及約當現金 Cash and cash equivalents	9,808,814	10%	7,661,781	9%	12,679,244	15%
應收帳款 Accounts receivable	21,561,897	22%	14,941,987	18%	18,510,684	22%
存貨 Inventories	20,832,500	21%	16,766,999	21%	12,337,723	14%
預付款項 Prepayments	6,159,104	6%	3,232,480	4%	1,494,826	2%
流動資產合計 Total Current assets	64,312,373	65%	47,944,671	59%	46,713,177	55%
非流動資產合計 Total non-current assets	34,812,876	35%	33,371,740	41%	38,741,570	45%
資產總計 TOTAL ASSETS	99,125,249	100%	81,316,411	100%	85,454,747	100%
短期借款 Short-term borrowings	10,660,439	11%	7,909,967	10%	6,294,206	7%
應付帳款 Accounts payable	23,310,522	24%	18,764,918	23%	22,774,079	27%
流動負債合計 Total current liabilities	37,602,888	38%	30,369,839	37%	33,690,007	39%
應付公司債 Corporate bonds payable	6,581,418	7%	6,577,628	8%	6,573,891	8%
長期借款 Long-term borrowings	14,801,898	15%	11,020,850	14%	13,202,717	15%
非流動負債合計 Total non-current liabilities	25,050,606	25%	20,553,701	25%	22,618,559	26%
負債總計 TOTAL LIABILITIES	62,653,494	63%	50,923,540	63%	56,308,566	66%
權益合計 TOTAL EQUITY	36,471,755	37%	30,392,871	37%	29,146,181	34%
負債及權益總計 LIABILITIES AND EQUITY	99,125,249	100%	81,316,411	100%	85,454,747	100%



# 財務狀況報告 Financial status



# Future Outlook



## 3C Components

- *Connectors and cable for various types of headsets 、 mobile phones and low orbit satellite*
- *Power supply for NB 、 tablet computer and smart speakers*
- *Modules and components for electric vehicles*

## System Products

- *E-sports and gaming consoles, headsets and metaverse related products*
- *Smart pencils, over-ear headphones and wearable devices.*
- *Electric two-wheel vehicles assembly and ESS & charging station.*

## Channel

- *To increase enterprise and educational institutions projects*
- *To enhance member services and improve marketing strategy*
- *Authorized by Apple to sell products online and implement two-hour express delivery to meet the needs of members*
- *Benefiting from Apple's accelerated new products launches and its market share increased, which has a positive effect on the overall operation of distributors.*

A large, light gray silhouette of a world map is centered in the background of the slide. The map shows the outlines of all major continents and is positioned behind the central text.

簡報結束  
*Thank you*