



正歲精密工業股份有限公司

Cheng Uei Precision Industry Co., Ltd.

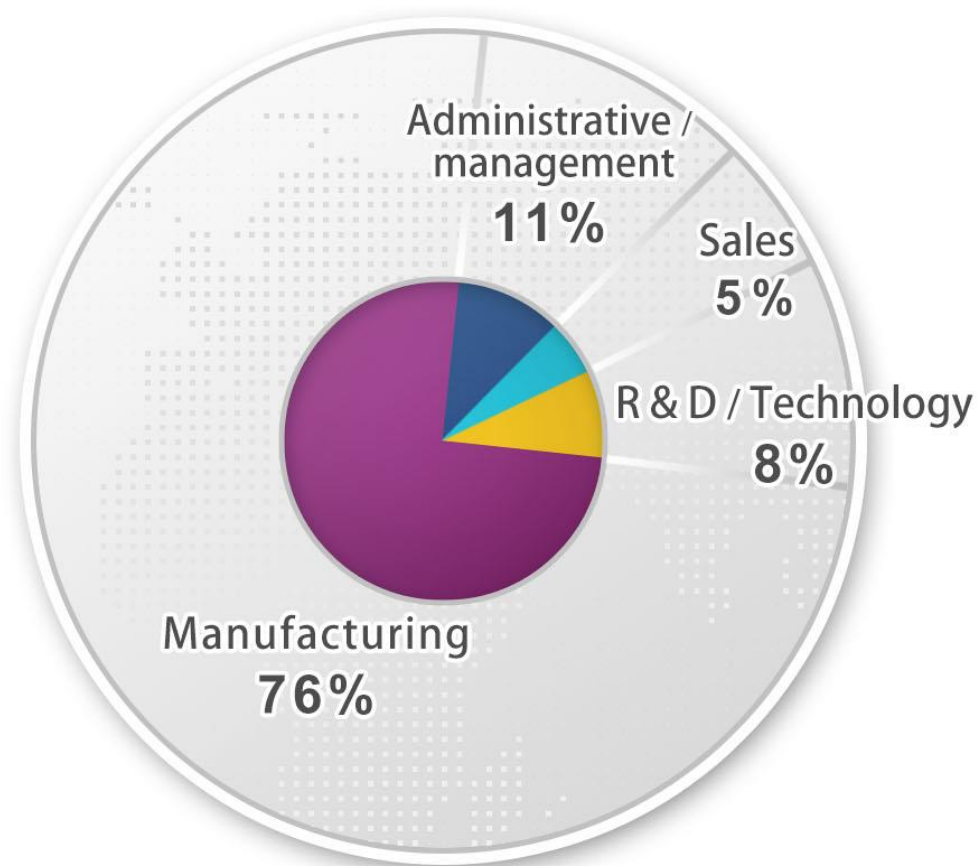
法人說明會

Investor Conference

2022年6月24日

Fast Facts

- Established in 1986
- Public company listed on TSEC since 1999
- Headquarters in Taipei, Taiwan
- 31,893 employees worldwide (updated: 2021.11.08)



Foxlink confidential & Proprietary



Main Products

Linking your future

Components

Connector/ FPC/rigid-flex board/ FPCBA/Antenna module/ Bluetooth module/ Wifi module
Compact camera module/ 3D camera module/ 360 degree camera module
Thermal camera module/ Electronics control unit/ EV battery pack




Accessories

High-speed cable/ Bluetooth headset/ Over-ear headset/ Wireless speaker/ Bluetooth USB adapter
Bluetooth music receiver/ SD card reader/ Credit card reader/ Bluetooth mouse/ Gaming controller
Stylus pen/ Sport sensor/ Power adapter/ CLA/ Wireless charging pad/ Portable power bank



Systems

Smart watch/ Smart band/ Air quality monitor/ Bike power assist control unit



STUDIO A

Foxlink confidential & Proprietary



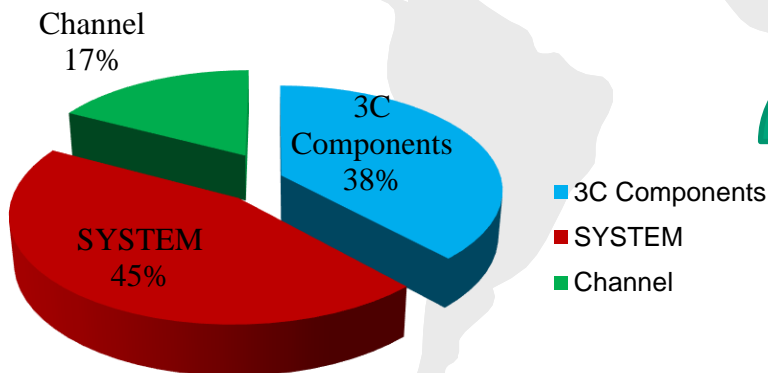
財務狀況報告 Financial status



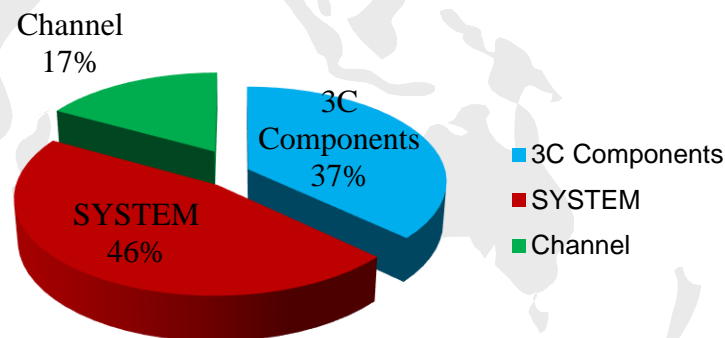
主要產品別營收 Segment information

ITEM	3C Components		System		Channel		Total	
	NT\$'000	%	NT\$'000	%	NT\$'000	%	NT\$'000	%
Jan.~May 2022	11,867,610	37%	14,873,649	46%	5,438,266	17%	32,179,525	100%
Jan.~May 2021	12,173,676	38%	14,301,024	45%	5,523,033	17%	31,997,733	100%
YoY %	-3%		4%		-2%		1%	

2021年1月~5月



2022年1月~5月



財務狀況報告 Financial status



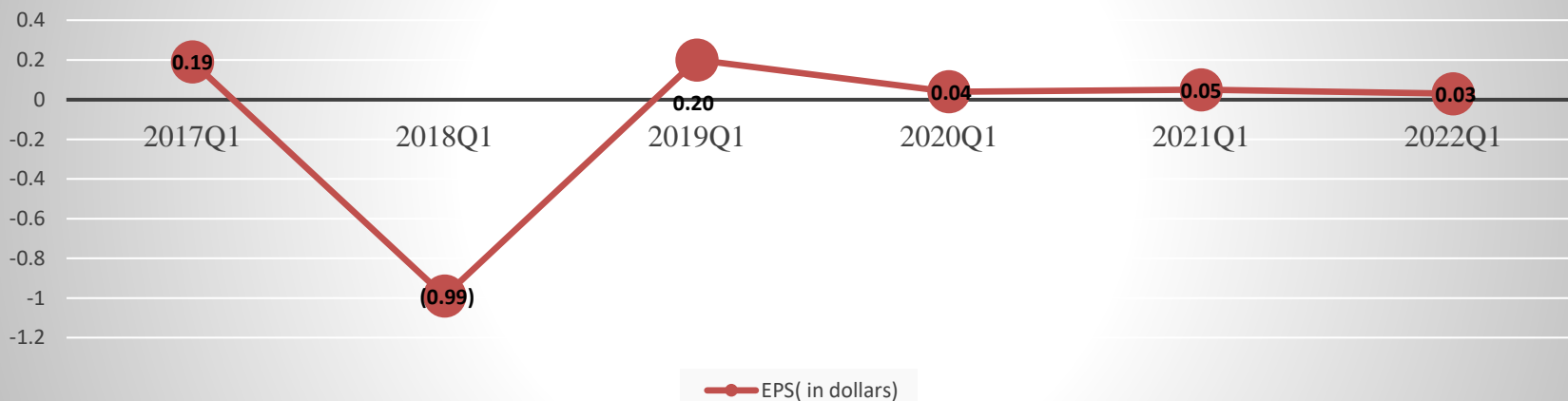
合併損益表 CONSOLIDATED STATEMENTS OF COMPREHENSIVE INCOME

Items	2022Q1		2021Q1		YoY
	NT\$'000	%	NT\$'000	%	%
營業收入 Operating revenue	17,760,230	100.0%	19,874,162	100.0%	-10.6%
營業成本 Operating cost	(15,953,514)	89.8%	(17,768,382)	89.4%	
營業毛利 Gross Profit	1,806,716	10.2%	2,105,780	10.6%	-14.2%
營業費用 Operating expenses	(1,849,455)	10.4%	(1,846,246)	9.3%	
營業利益 Operating income	(42,739)	-0.2%	259,534	1.3%	-116.5%
營業外收入及支出合計 Non-Operating income and expenses	245,247	1.4%	108,780	0.5%	125.5%
所得稅費用 Income tax expenses	(53,150)	-0.3%	(166,884)	-0.8%	
歸屬母公司淨利 Net income	15,341	0.1%	25,427	0.1%	-39.7%
每股盈餘(元) EPS (in dollars)	0.03		0.05		

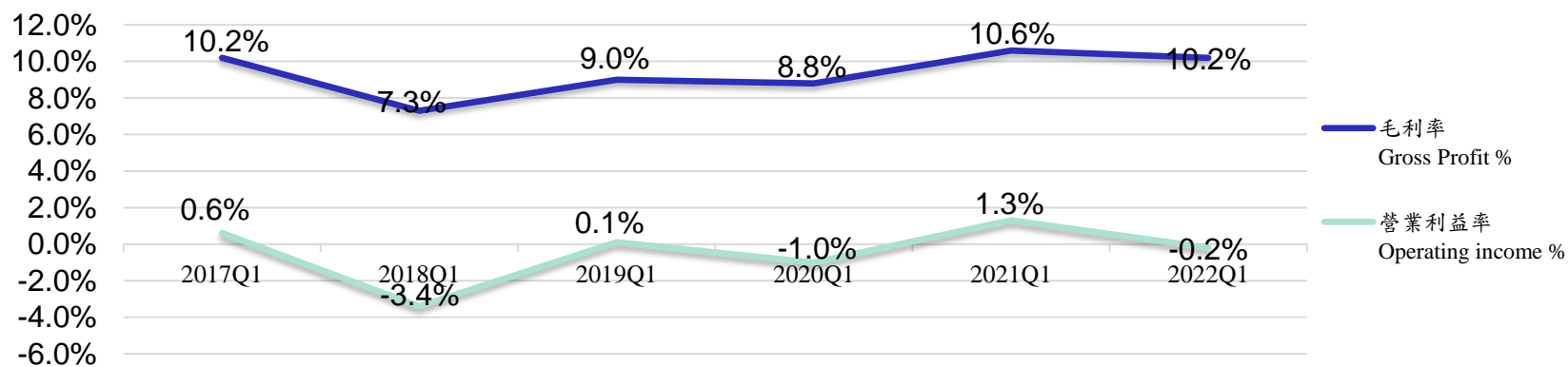
財務狀況報告 Financial status



EPS (in dollars)



營業毛利率及營業利益率趨勢 Gross margin & Operating Profit Margin



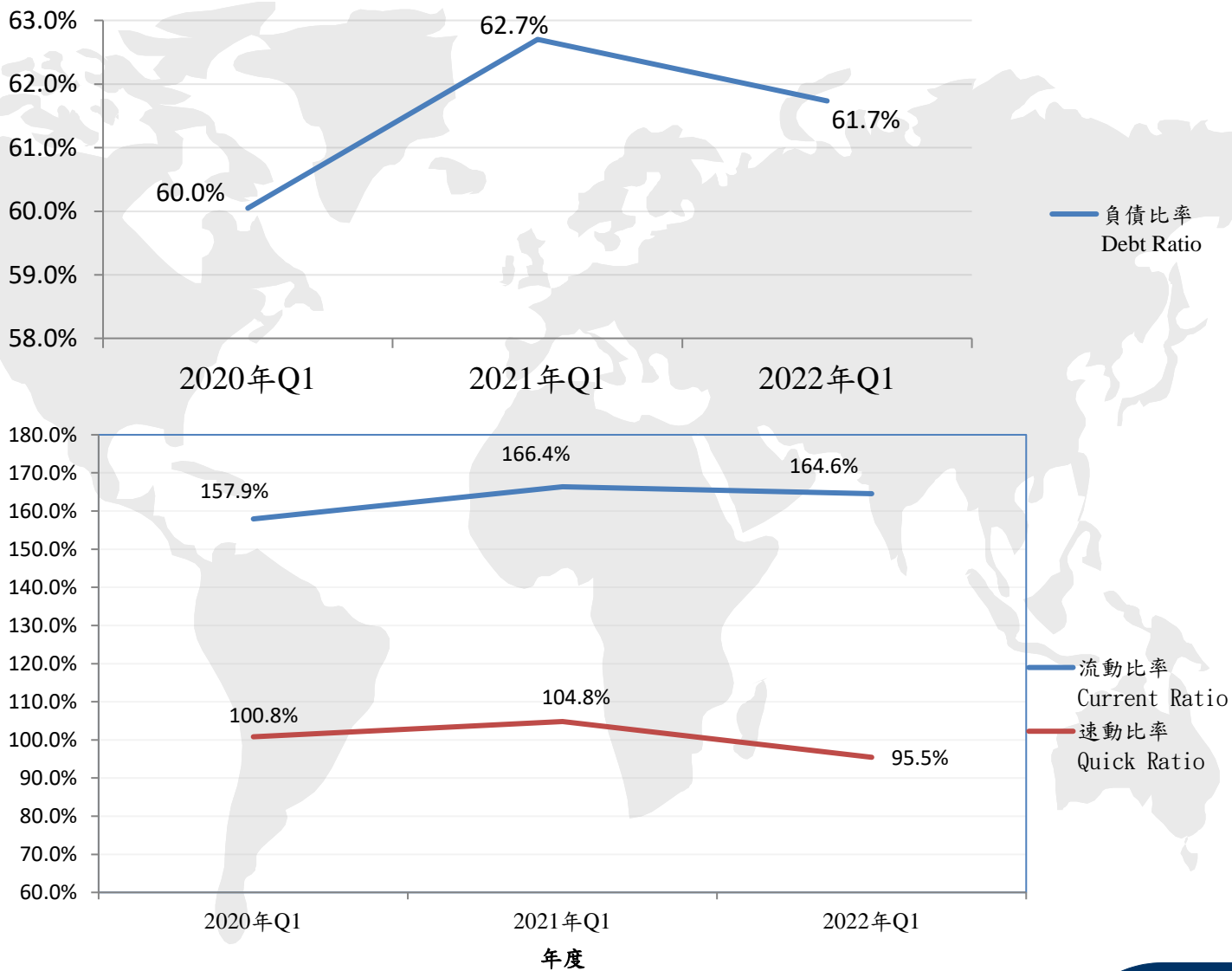
財務狀況報告 Financial status



合併資產負債表 CONSOLIDATED BALANCE SHEETS

Items	March 31, 2022		March 31, 2021		March 31, 2020	
	NT\$'000	%	NT\$'000	%	NT\$'000	%
現金及約當現金 Cash and cash equivalents	9,201,055	11%	8,803,326	11%	8,426,693	12%
應收帳款 Accounts receivable	12,838,749	15%	13,285,428	17%	11,974,843	17%
存貨 Inventories	16,876,440	20%	15,465,338	20%	11,004,256	16%
預付款項 Prepayments	4,473,753	5%	1,028,491	1%	1,491,589	2%
流動資產合計 Total Current assets	50,864,212	60%	44,563,240	57%	34,541,828	49%
非流動資產合計 Total non-current assets	34,010,085	40%	33,476,923	43%	35,502,489	51%
資產總計 TOTAL ASSETS	84,874,297	100%	78,040,163	100%	70,044,317	100%
短期借款 Short-term borrowings	10,675,575	13%	3,808,112	5%	3,520,506	5%
應付帳款 Accounts payable	17,722,977	21%	19,873,767	25%	15,048,634	21%
流動負債合計 Total current liabilities	30,910,313	36%	26,783,621	34%	21,870,343	31%
應付公司債 Corporate bonds payable	6,579,516	8%	6,575,753	8%	2,988,052	4%
長期借款 Long-term borrowings	11,457,239	13%	12,589,034	16%	13,445,885	19%
非流動負債合計 Total non-current liabilities	21,488,210	25%	22,150,922	28%	20,188,704	29%
負債總計 TOTAL LIABILITIES	52,398,523	62%	48,934,543	63%	42,059,047	60%
權益合計 TOTAL EQUITY	32,475,774	38%	29,105,620	37%	27,985,270	40%
負債及權益總計 TOTAL LIABILITIES AND EQUITY	84,874,297	100%	78,040,163	100%	70,044,317	100%

財務狀況報告 Financial status



Future Outlook



3C Components

- *Connectors for various types of headsets and mobile phones, high-speed cable (USB 4 cable)*
- *Modules and components for electric vehicles*
- *Power supply for NB and smart speakers*

System Products

- *E-sports and gaming consoles, headsets and metaverse related products*
- *Smart pencils, over-ear headphones, TWS, and wearable devices.*
- *Electric two-wheel vehicles (bicycles and scooters) assembly and ESS & charging station.*

Channel

- *To increase enterprise and educational institutions projects*
- *To enhance member services and improve marketing strategy*
- *Authorized by Apple to sell products online and implement two-hour express delivery to meet the needs of members*
- *Benefiting from Apple's accelerated new products launches and its market share increased, which has a positive effect on the overall operation of distributors.*

A large, light gray silhouette of a world map is centered in the background of the slide. The map shows the outlines of all major continents and is positioned behind the central text.

簡報結束
Thank you