



正歲精密工業股份有限公司

Cheng Uei Precision Industry Co., Ltd.

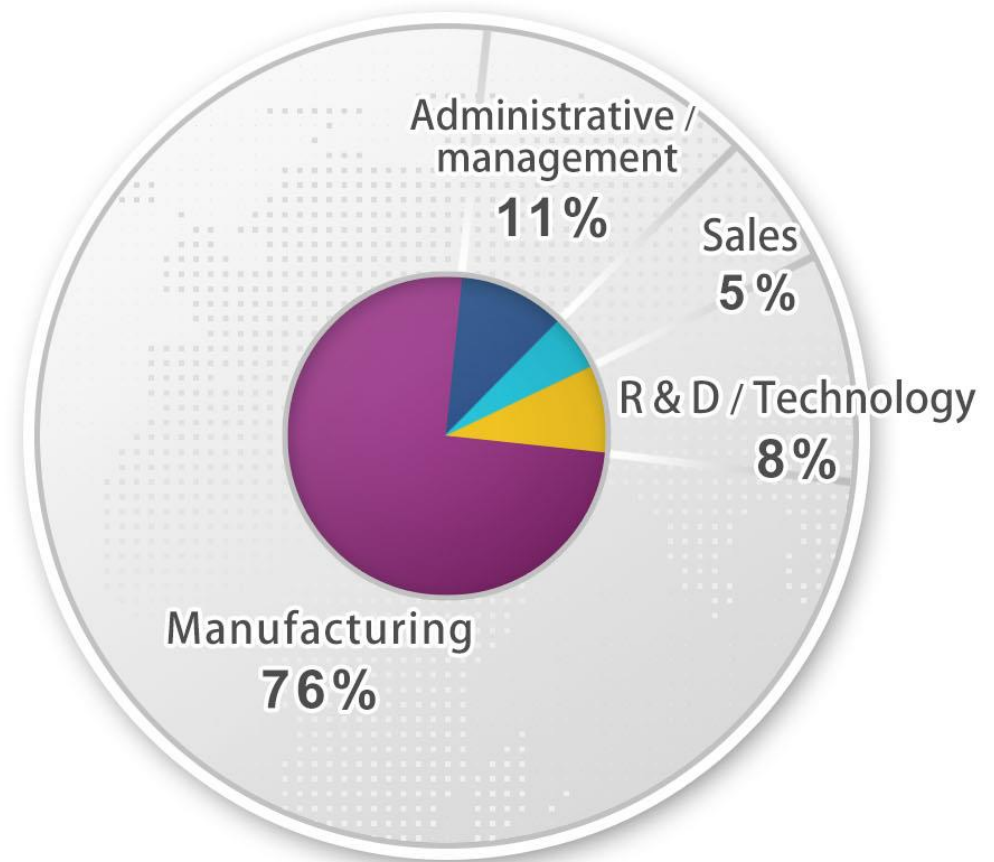
法人說明會

Investor Conference

2021年11月22日

Fast Facts

- Established in 1986
- Public company listed on TSEC since 1999
- Headquarters in Taipei, Taiwan
- 31,893 employees worldwide (updated: 2021.11.08)



Foxlink confidential & Proprietary



Linking your future

Worldwide Service

Seattle

Silicon Valley

Los Angeles

Noida

India

Tirupati

Dongguan

Hong Kong

Myanmar

Vietnam

Wei Hai
Xuzhou
Ma'anshan
Kunshan

Yancheng

Taiwan

Components

Connector/ FPC/rigid-flex board/ FPCBA/Antenna module/ Bluetooth module/ Wifi module
 Compact camera module/ 3D camera module/ 360 degree camera module
 Thermal camera module/ Electronics control unit/ EV battery pack




Accessories

High-speed cable/ Bluetooth headset/ Over-ear headset/ Wireless speaker/ Bluetooth USB adapter
 Bluetooth music receiver/ SD card reader/ Credit card reader/ Bluetooth mouse/ Gaming controller
 Stylus pen/ Sport sensor/ Power adapter/ CLA/ Wireless charging pad/ Portable power bank



Systems

Smart watch/ Smart band/ Air quality monitor/ Bike power assist control unit



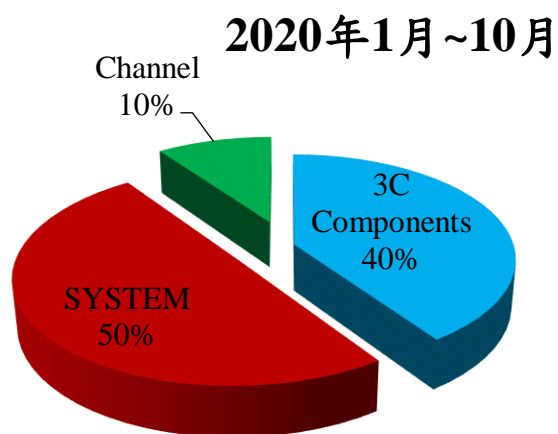
STUDIO A

Foxlink confidential & Proprietary

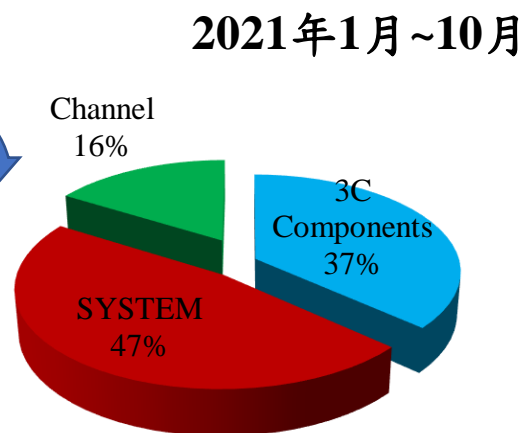
財務狀況報告 Financial status

主要產品別營收 Segment information

ITEM	3C Components		System		Channel		Total	
	NT\$'000	%	NT\$'000	%	NT\$'000	%	NT\$'000	%
Jan.~Oct. 2020	28,747,894	40%	35,529,963	50%	7,012,796	10%	71,290,653	100%
Jan.~Oct. 2021	24,621,668	37%	31,814,364	47%	10,892,412	16%	67,328,444	100%
YoY %	-14%		-10%		55%		-6%	



■ 3C Components
■ SYSTEM
■ Channel



■ 3C Components
■ SYSTEM
■ Channel

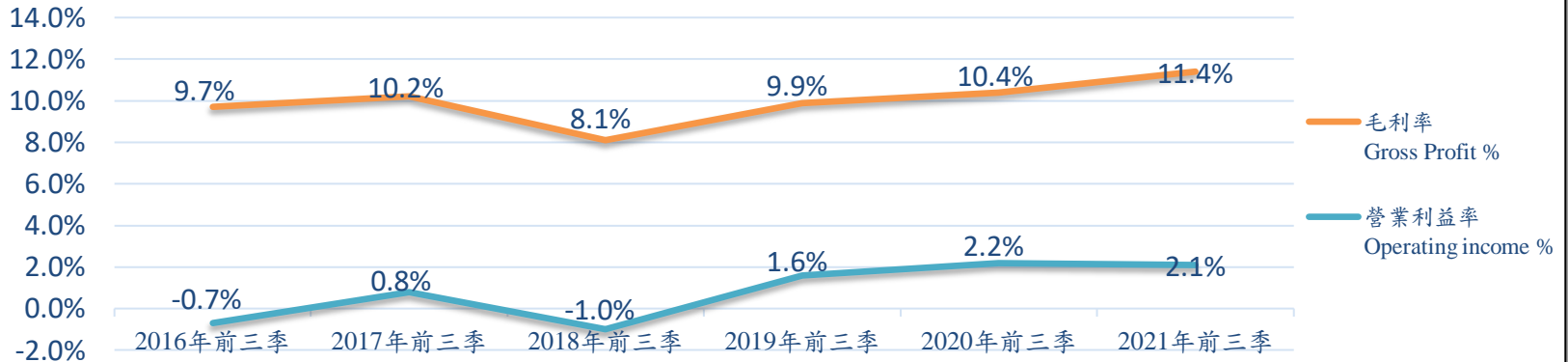
財務狀況報告 Financial status

合併損益表 CONSOLIDATED STATEMENTS OF COMPREHENSIVE INCOME

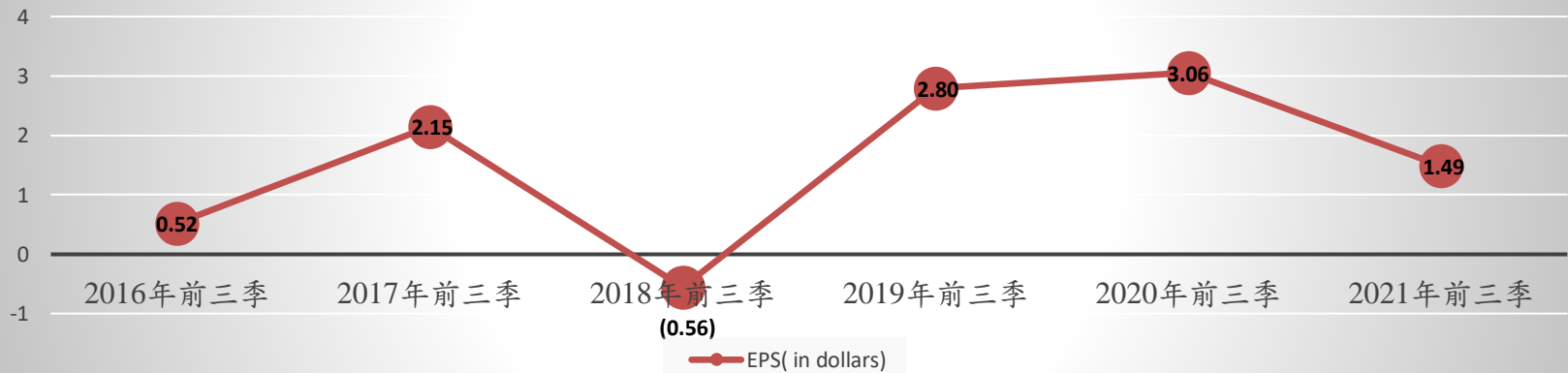
Items	Jan.~Sep. 2021		Jan.~Sep. 2020		YoY
	NT\$'000	%	NT\$'000	%	%
營業收入 Operating revenue	58,484,913	100.0%	62,342,308	100.0%	-6.2%
營業成本 Operating cost	(51,790,150)	88.6%	(55,856,697)	89.6%	
營業毛利 Gross Profit	6,694,763	11.4%	6,485,611	10.4%	3.2%
營業費用 Operating expenses	(5,452,603)	9.3%	(5,085,973)	8.2%	
營業利益 Operating income	1,242,160	2.1%	1,399,638	2.2%	-11.3%
營業外收入及支出合計 Non-Operating income and expenses	274,719	0.5%	543,040	0.9%	-49.4%
所得稅費用 Income tax expenses	(526,989)	-0.9%	(526,567)	-0.8%	
歸屬母公司淨利 Net income	721,556	1.2%	1,485,211	2.4%	-51.4%
每股盈餘(元) EPS (in dollars)	1.49		3.06		

財務狀況報告 Financial status

營業毛利率及營業利益率趨勢
Gross margin & Operating Profit Margin



EPS (in dollars)

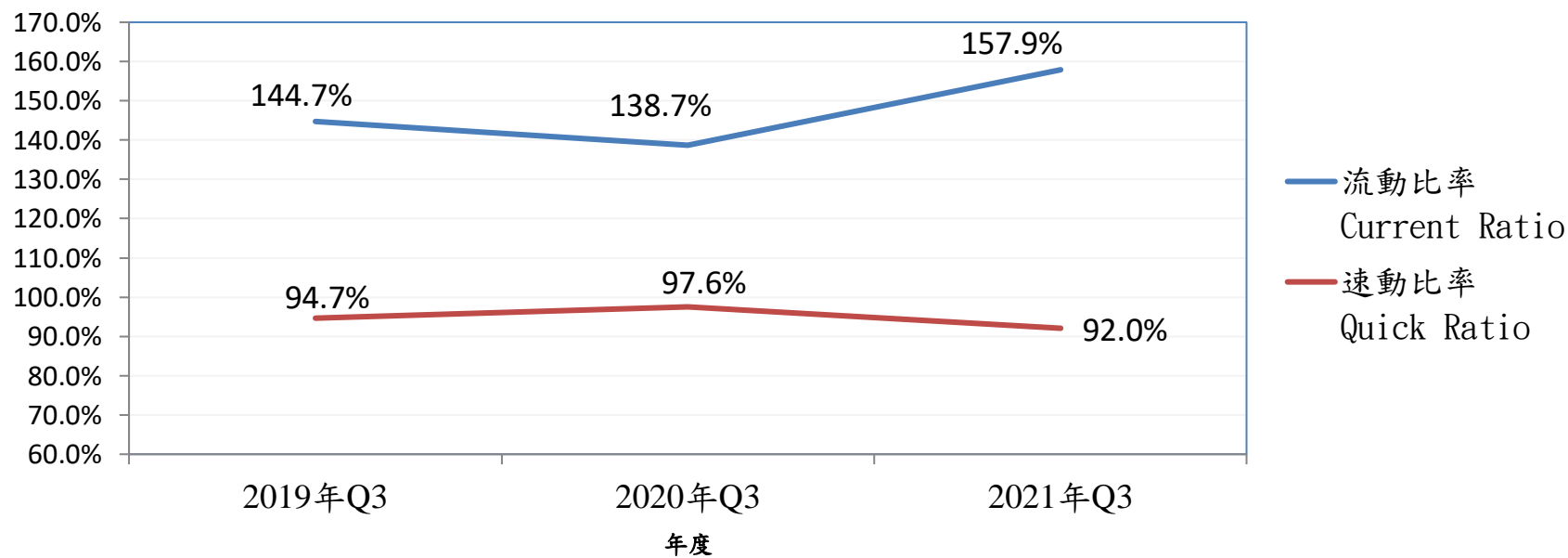
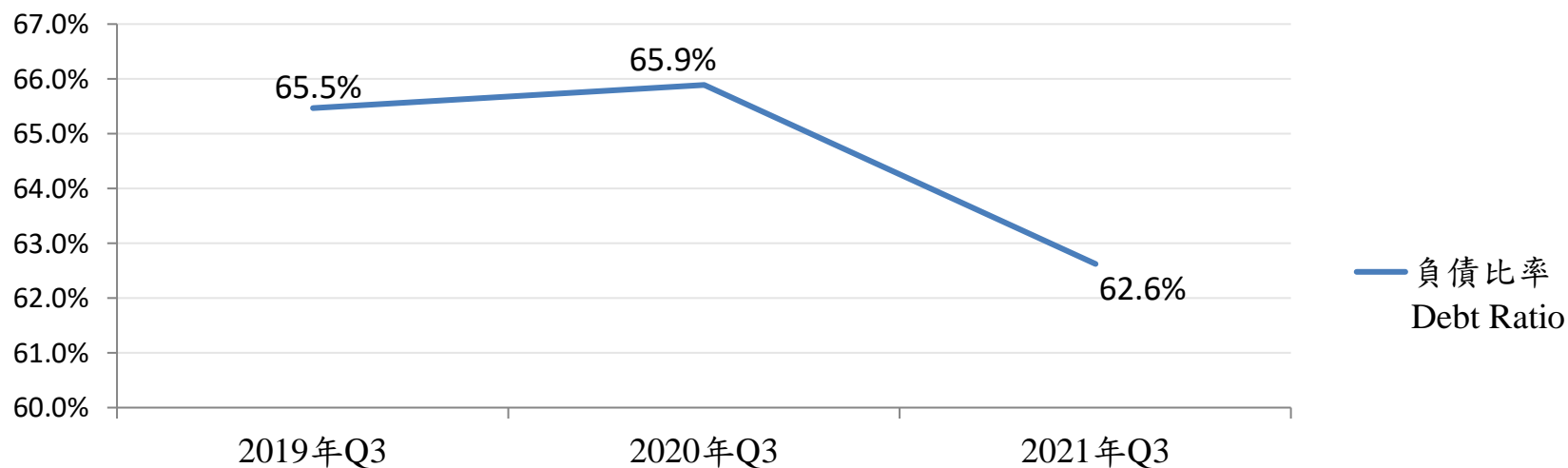


財務狀況報告 Financial status

合併資產負債表 CONSOLIDATED BALANCE SHEETS

Items	September 30, 2021		September 30, 2020		September 30, 2019	
	NT\$'000	%	NT\$'000	%	NT\$'000	%
現金及約當現金 Cash and cash equivalents	7,661,781	9%	12,679,244	15%	7,747,422	10%
應收帳款 Accounts receivable	14,941,987	18%	18,510,684	22%	20,445,358	25%
存貨 Inventories	16,766,999	21%	12,337,723	14%	13,917,098	17%
預付貨款 Prepayments	3,232,480	4%	1,494,826	2%	1,653,029	2%
流動資產合計 Total Current assets	47,944,671	59%	46,713,177	55%	45,095,081	56%
非流動資產合計 Total non-current assets	33,371,740	41%	38,741,570	45%	36,047,715	44%
資產總計 TOTAL ASSETS	81,316,411	100%	85,454,747	100%	81,142,796	100%
短期借款 Short-term borrowings	7,909,967	10%	6,294,206	7%	3,040,433	4%
應付帳款 Accounts payable	18,764,918	23%	22,774,079	27%	25,230,521	31%
流動負債合計 Total current liabilities	30,369,839	37%	33,690,007	39%	31,170,268	38%
應付公司債 Corporate bonds payable	6,577,628	8%	6,573,891	8%	2,987,314	4%
長期借款 Long-term borrowings	11,020,850	14%	13,202,717	15%	15,236,781	19%
非流動負債合計 Total non-current liabilities	20,553,701	25%	22,618,559	26%	21,950,149	27%
負債總計 TOTAL LIABILITIES	50,923,540	63%	56,308,566	66%	53,120,417	65%
權益合計 TOTAL EQUITY	30,392,871	37%	29,146,181	34%	28,022,379	35%
負債及權益總計 TOTAL LIABILITIES AND EQUITY	81,316,411	100%	85,454,747	100%	81,142,796	100%

財務狀況報告 Financial status





Future Outlook

3C Components

- *Connectors for various types of headsets and mobile phones, high-speed cable (USB 4 cable)*
- *Modules and components for electric vehicles*
- *Power supply for NB and smart speakers*

System Products

- *E-sports and gaming consoles, headsets and metaverse related products*
- *Smart pencils, over-ear headphones, TWS, and wearable devices.*
- *Electric two-wheel vehicles (bicycles and scooters) assembly and ESS & charging station.*

Channel

- *To increase enterprise and educational institutions projects*
- *To enhance member services and improve marketing strategy*
- *Authorized by Apple to sell products online and implement two-hour express delivery to meet the needs of members*
- *Benefiting from Apple's accelerated new products launches and its market share increased, which has a positive effect on the overall operation of distributors.*

A large, light gray silhouette of a world map is centered in the background of the slide. The map shows the outlines of all major continents and is positioned behind the central text.

簡報結束
Thank you