



正歲精密工業股份有限公司

Cheng Uei Precision Industry Co., Ltd.

法人說明會

Investor Conference

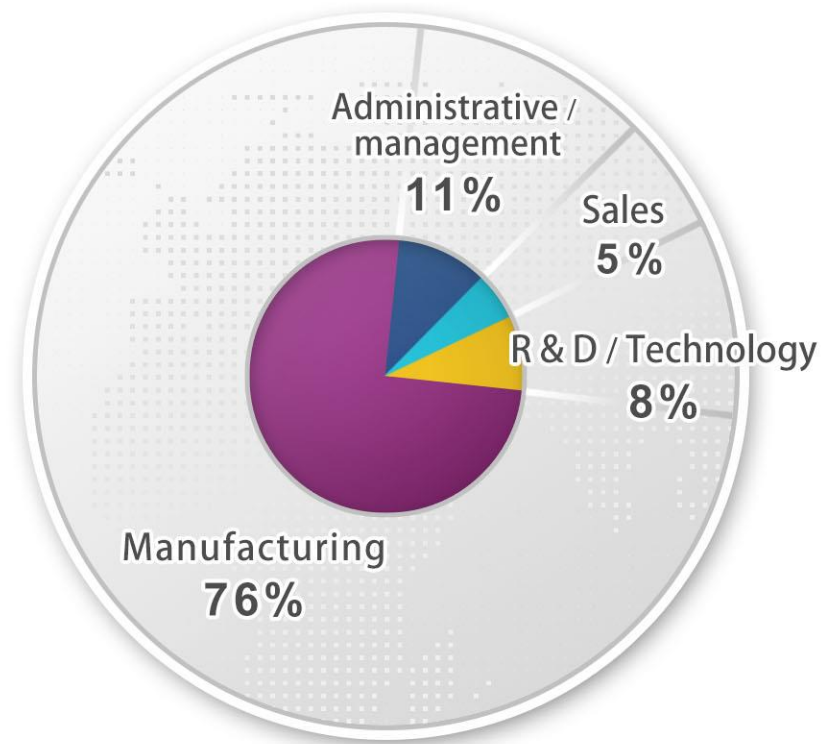
2020年12月3日



Fast Facts

- Established in 1986
- Public company listed on TSEC since 1999
- Headquarters in Taipei, Taiwan
- 35,506 employees worldwide (updated: 2020.11.03)

Capital : NT\$5.12Billion



Foxlink confidential & Proprietary



Linking your future

Worldwide Service

Seattle

Silicon Valley

Los Angeles

India

Myanmar

Vietnam

Xuzhou
Ma'anshan
Dongguan
Weihai
Yancheng
Kunshan
Taiwan
Hong Kong

Foxlink confidential & Proprietary



Components

Connector/ FPC/rigid-flex board/ FPCBA/Antenna module/ Bluetooth module/ Wifi module
 Compact camera module/ 3D camera module/ 360 degree camera module
 Thermal camera module/ Electronics control unit/ EV battery pack




Accessories

High-speed cable/ Bluetooth headset/ Over-ear headset/ Wireless speaker/ Bluetooth USB adapter
 Bluetooth music receiver/ SD card reader/ Credit card reader/ Bluetooth mouse/ Gaming controller
 Stylus pen/ Sport sensor/ Power adapter/ CLA/ Wireless charging pad/ Portable power bank



Systems

Smart watch/ Smart band/ Air quality monitor/ Bike power assist control unit



STUDIO A

Foxlink confidential & Proprietary

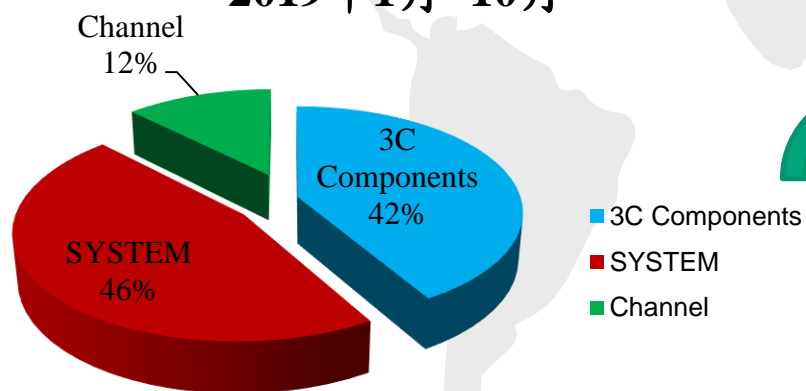
財務狀況報告 Financial status



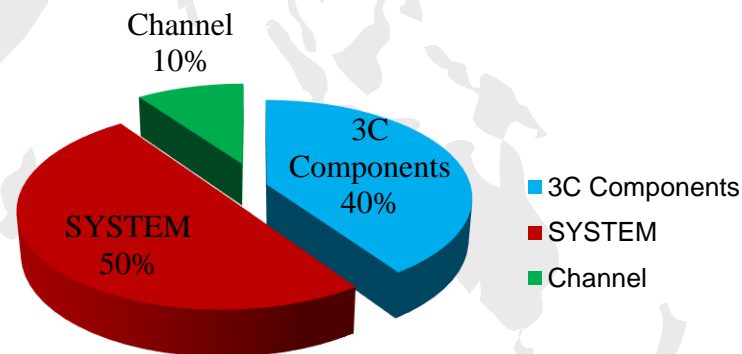
主要產品別營收 Segment information

ITEM	3C Components		System		Channel		Total	
	NT\$'000	%	NT\$'000	%	NT\$'000	%	NT\$'000	%
Jan.~Oct. 2019	33,406,464	42%	37,157,295	46%	9,996,929	12%	80,560,688	100%
Jan.~Oct. 2020	28,747,894	40%	35,529,963	50%	7,012,796	10%	71,290,653	100%
YoY %	-14%		-4%		-30%		-12%	

2019年1月~10月



2020年1月~10月



財務狀況報告 Financial status

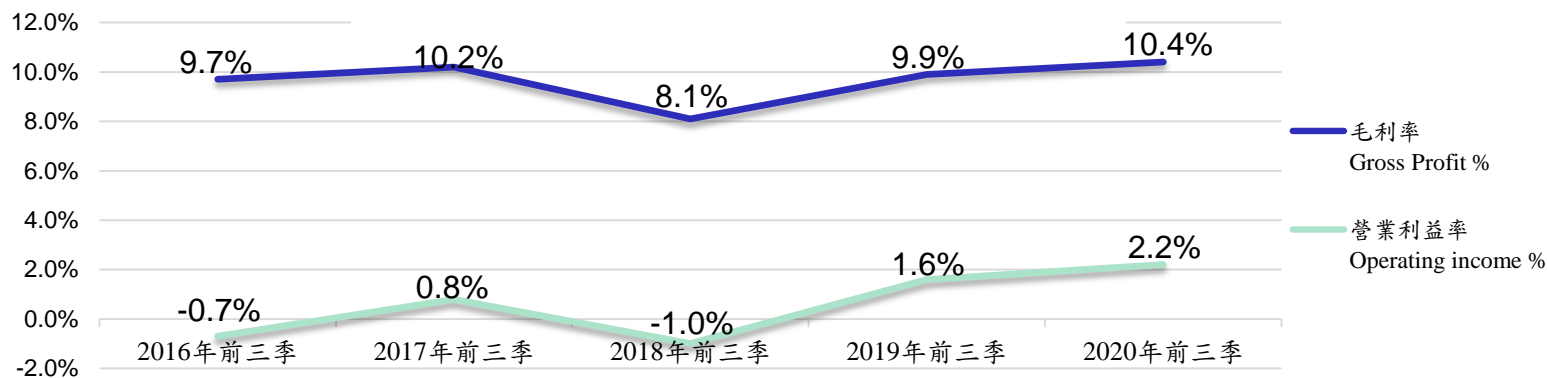


合併損益表 CONSOLIDATED STATEMENTS OF COMPREHENSIVE INCOME

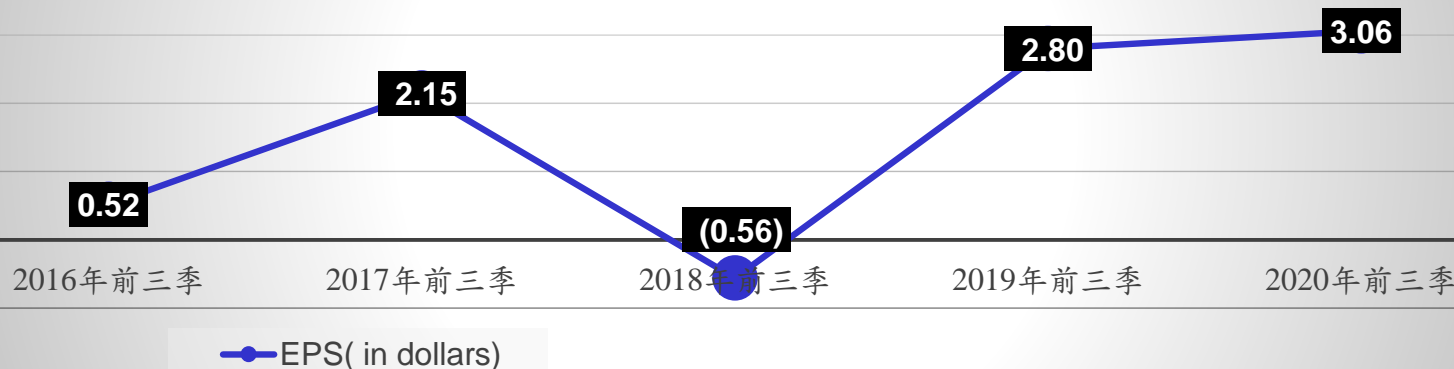
Items	Jan.~Sep. 2020		Jan.~Sep. 2019		YoY
	NT\$'000	%	NT\$'000	%	%
營業收入 Operating revenue	62,342,308	100.0%	69,322,603	100.0%	-10.1%
營業成本 Operating cost	(55,856,697)	89.6%	(62,433,638)	90.1%	
營業毛利 Gross Profit	6,485,611	10.4%	6,888,965	9.9%	-5.9%
營業費用 Operating expenses	(5,085,973)	8.2%	(5,750,947)	8.3%	
營業利益 Operating income	1,399,638	2.2%	1,138,018	1.6%	23.0%
營業外收入及支出合計 Non-Operating income and expenses	543,040	0.9%	520,277	0.8%	4.4%
所得稅費用 Income tax expenses	(526,567)	-0.8%	(399,176)	-0.6%	
歸屬母公司淨利 Net income	1,485,211	2.4%	1,356,253	2.0%	9.5%
每股盈餘(元) EPS (in dollars)	3.06		2.80		



營業毛利率及營業利益率趨勢 Gross margin & Operating Profit Margin



EPS (in dollars)

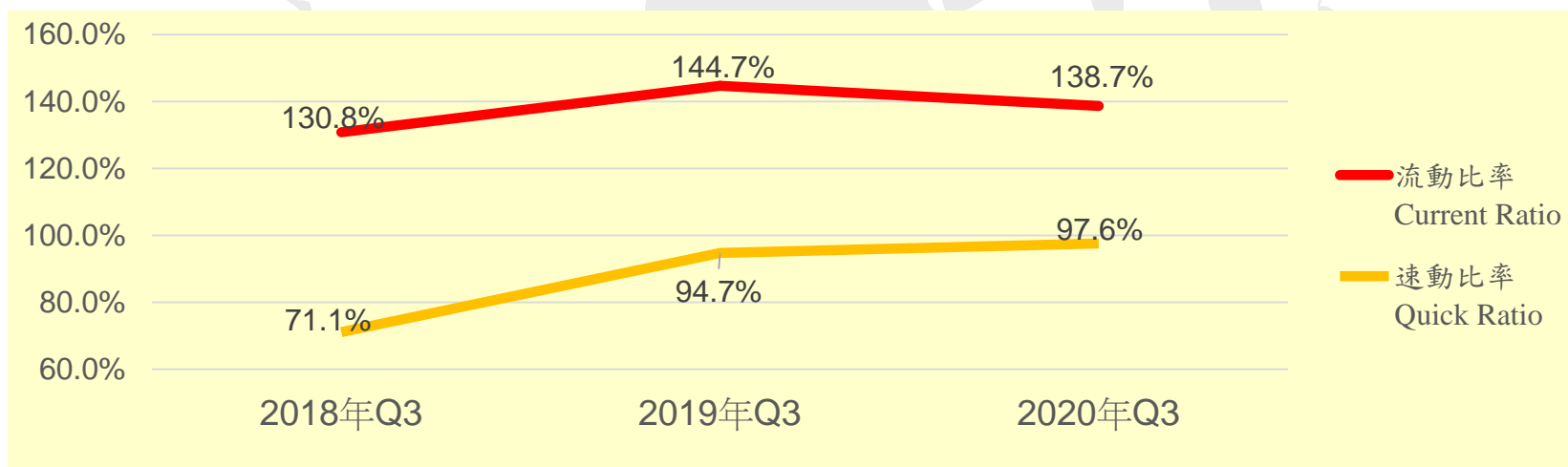
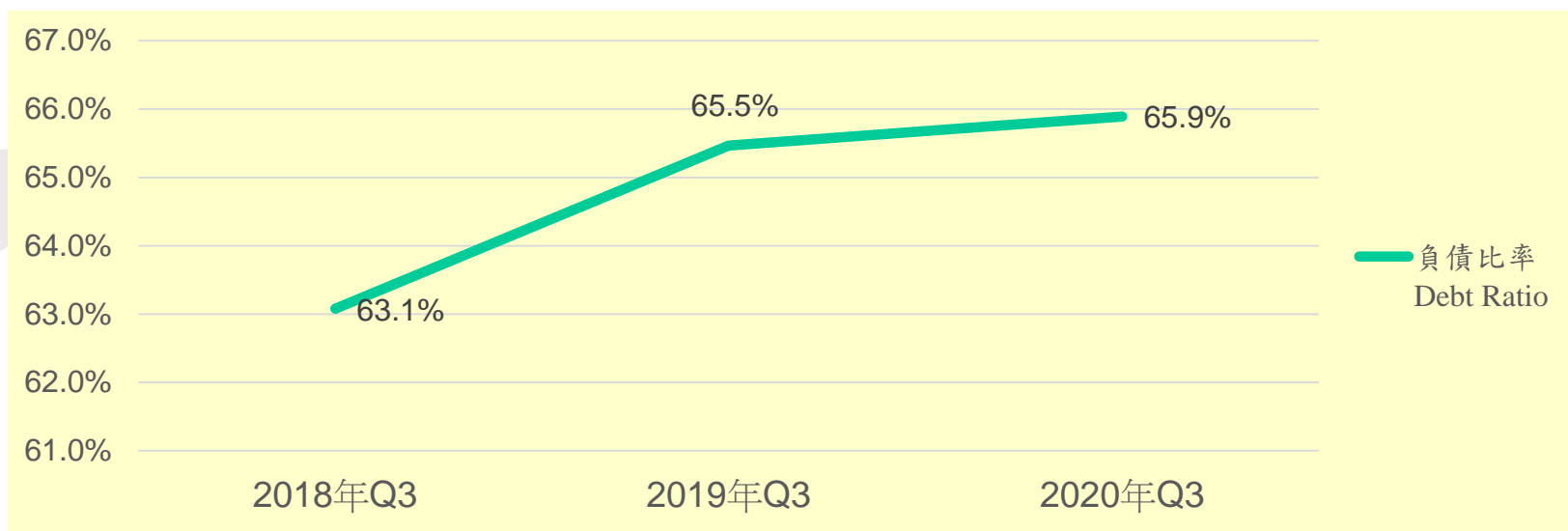




合併資產負債表 CONSOLIDATED BALANCE SHEETS

Items	September 30, 2020		September 30, 2019		September 30, 2018	
	NT\$'000	%	NT\$'000	%	NT\$'000	%
現金及約當現金 Cash and cash equivalents	12,679,244	15%	7,747,422	10%	3,800,218	6%
應收帳款 Accounts receivable	18,510,684	22%	20,445,358	25%	12,964,208	20%
存貨 Inventories	12,337,723	14%	13,917,098	17%	13,681,517	21%
預付貨款 Prepayments	1,494,826	2%	1,653,029	2%	1,263,480	2%
流動資產合計 Total Current assets	46,713,177	55%	45,095,081	56%	32,730,000	51%
非流動資產合計 Total non-current assets	38,741,570	45%	36,047,715	44%	30,984,563	49%
資產總計 TOTAL ASSETS	85,454,747	100%	81,142,796	100%	63,714,563	100%
短期借款 Short-term borrowings	6,294,206	7%	3,040,433	4%	628,213	1%
應付帳款 Accounts payable	22,774,079	27%	25,230,521	31%	23,051,560	36%
流動負債合計 Total current liabilities	33,690,007	39%	31,170,268	38%	25,024,405	39%
應付公司債 Corporate bonds payable	6,573,891	8%	2,987,314	4%	-	0%
長期借款 Long-term borrowings	13,202,717	15%	15,236,781	19%	12,475,713	20%
非流動負債合計 Total non-current liabilities	22,618,559	26%	21,950,149	27%	15,166,140	24%
負債總計 TOTAL LIABILITIES	56,308,566	66%	53,120,417	65%	40,190,545	63%
權益合計 TOTAL EQUITY	29,146,181	34%	28,022,379	35%	23,524,018	37%
負債及權益總計 TOTAL LIABILITIES AND EQUITY	85,454,747	100%	81,142,796	100%	63,714,563	100%

財務狀況報告 Financial status



Future Outlook



3C Component

- *Component products for various types of headphones*
- *Various module products for electric vehicles (power batteries, flexible boards, charging piles, connectors, control modules etc.)*
- *CCM products for NB and wireless charging back cover for mobile phone*

System

- *Game controller/ headset/ peripheral accessories for both E-sport and game consoles*
- *High speed transmission module of 5G cloud server*
- *Assembly of two-wheel electric vehicles (bicycles and scooters) and personal wearable device products*

Channel

- *To expand business and educational institutions projects*
- *To enhance member services and marketing*
- *Demand of NB and Pad will keep increasing driven by stay-at-home economy*
- *Benefit from iPhone will last till 2nd quarter of 2021*

A large, light gray silhouette of a world map is centered on the slide, serving as a background for the text.

簡報結束
Thank you